

2019-04

Termite species identification and management using botanical pesticides in Arusha, Tanzania

James, Shaban

NM-AIST

<https://doi.org/10.58694/20.500.12479/231>

Provided with love from The Nelson Mandela African Institution of Science and Technology

**TERMITE SPECIES IDENTIFICATION AND MANAGEMENT USING
BOTANICAL PESTICIDES IN ARUSHA, TANZANIA**

Shaban James

**A Dissertation Submitted in Partial Fulfillment of the Requirements for the Degree of
Master's in Life Sciences of the Nelson Mandela African institution of Science and
Technology**

Arusha, Tanzania

April, 2019

ABSTRACT

A study was conducted at Kikwe ward in Arumeru District of Arusha region to assess the effects of *Cupressus lusitanica*, *Tephrosia vogelii*, *Eucalyptus dalrympleana*, *Lantana camara* and *Azadirachta indica* in managing destructive termite species. Termite samples were collected from maize farms and trees within the ward and were identified at the Tropical Pesticides Research Institute. Different rates of powders weighing 5g, 10g and 20g of each botanical per 5 kg of termite infested soils were tested for their effects on termite mortality and repellency in the laboratory using a completely randomized design (CRD) with three replications. In field trials, a randomized complete block design (RCBD) with four replications was used in three different sites within the ward. Following laboratory studies, 20g of leaf powder from each treatment was applied around maize plants and monitored for every 14 days. The results showed that, there were five morphologically different termite species in the study area, two of which were identified as *Macrotermes* and *Odontotermes* and the rest were not identified based on the available capacity. The results also showed that, powders from *T. vogelii*, *C. lusitanica* and *E. dalrympleana* were effective in managing termites and significant different ($p < 0.001$) from other plants. Such results highlight potentiality of developing bio-termiticides from *T. vogelii*, *C. lusitanica* and *E. dalrympleana* in the country. Further studies are recommended on characterizing termite species that were not identified in this study and on identification of chemical ingredients from the identified effective plants for formulation of bio-termiticides in Tanzania.

DECLARATION

I, Shaban James do hereby declare to the Senate of Nelson Mandela African Institution of Science and Technology that this dissertation is my own original work and that it has neither been submitted nor being concurrently submitted for degree award in any other institution.




Mr. Shaban James

Name and signature of candidate

05/04/2019

Date

The above declaration is confirmed;



Dr. Ernest R. Mbega

Name and signature of Principal supervisor

05.04.2019

Date



Prof. Patrick A. Ndakidemi

Name and signature of Co-supervisor

5/4/2019


Date

COPYRIGHT

This dissertation is copyright material protected under the Berne Convention, the Copyright Act of 1999 and other international and national enactments, in that behalf, on intellectual property. It must not be reproduced by any means, in full or in party, except for short extracts in fair dealing; for researcher private study, critical scholarly review or disclosure with an acknowledgement, without a written permission of the Deputy Vice Chancellor for Academic, Research and innovation, on behalf of both the author and the Nelson Mandela African Institution of Science and Technology (NM-AIST).

CERTIFICATION

This is to certify that, the dissertation titled “Termite Species Identification and Their Sustainable Management Using Botanical Pesticides in Arusha, Tanzania” submitted by Shaban James (M. 387/T.16) in partial fulfillment of the requirements for the award of Master’s in Life Sciences of the Nelson Mandela African Institution of Science and Technology.




05.04.2019

Dr. Ernest R. Mbega

Date

Name and signature of Principal supervisor



5/04/2019

Prof. Patrick A. Ndakidemi

Date

Name and signature of Co-supervisor

ACKNOWLEDGEMENT

To be honest I would like to be clear that no one can walk alone in the journey of career development just like in this study.

First of all, special thanks go to almighty God for giving me strength to pursue this study.

A lot of thanks should go to my supervisors Dr. Ernest R. Mbega and Prof. Patrick A. Ndakidemi for their excellent expertise, guidance, constructive criticism and encouragement from the beginning to the final production of this work.

My sincere thanks also go to Mr. Emmanuel Mboya, Senior botanist from National Herbarium, Tropical Pesticides Research Institute for identification of plant samples materials used in this study. My sympathetic expression goes to Mr. Ayubu Asenga for his technical advice during the construction of site map for this study.

I would also like to thank Mr. Maneno Chidege, Senior Entomologist from the Tropical Pesticides Research Institute for identification of termite samples in this study.

I greatly thank the African Development Bank (AfDB) for financial support that made this study successful at the Nelson Mandela African Institution of Science and Technology.

Also I would like to express my special thanks and appreciation to my beloved wife Eutropia Mathias Kileo for taking care of my son, Elia S. James when I was away for this study.

Also I would like to extend my sincere gratitude to my fellow students Eurick Cyprian, John V. Lyakurwa, Neema Mtenga, Houssein S. Kimaro, Shija S. Lucas, Angelamercy Baltazary and Ambrose K. Ghwanga for their cooperation, support, encouragement, advice and prayers.

DEDICATION

I dedicate this work from my heart felt and thank my beloved wife, Eutropia Mathias Kileo and my son Elia S. James for their love, support, encouragement, prayers and tolerance at the time when I was away for study purpose.

TABLE OF CONTENTS

ABSTRACT	i
CERTIFICATION	iv
ACKNOWLEDGEMENT.....	v
DEDICATION.....	vi
LIST OF TABLES	ix
LIST OF FIGURES	x
LIST OF PLATES	xi
LIST OF APPENDINCES	xii
LIST OF ABBREVIATION AND SYMBOLS	xiii
CHAPTER ONE.....	1
INTRODUCTION	1
1.1 Background	1
1.2 Problem Statement.....	2
1.3 Research Justification	2
1.4 Research Objectives.....	3
1.4.1 Overall objective	3
1.4.2 Specific objectives.....	3
1.5 Research questions.....	3
1.6 Study significance.....	4
CHAPTER TWO	5
LITERATURE REVIEW.....	5
2.1 Termites classification, origin and distribution	5
2.2 Overview on chemical applications against termites.....	6
2.3 Use of insecticidal plants	7
2.3.1 Potential of <i>Cupressus lusitanica</i> , <i>Tephrosia vogelii</i> , <i>Eucalpytus dalrympleana</i> , <i>Lantana camara</i> and <i>Azadirachta indica</i> in controlling termites	8

CHAPTER THREE.....	19
MATERIALS AND METHODS.....	19
3.1 Study area description.....	19
3.2 Source of insecticidal plants used in this study	19
3.3 Experimental design	20
3.3.1 Termite collection	20
3.3.2 Termite identification	20
3.3.3 Testing the efficacy of pesticidal plants on termite mortality and repellency	21
3.3.4 Testing the efficacy of the pesticidal plants in the field.	21
3.4 Data collection.....	24
3.5 Data analysis.....	25
RESULTS AND DISCUSSION.....	26
4.1 Results.....	26
4.1.1 Termite associated with maize and selected trees at Kikwe ward	26
4.1.2 Mortality of <i>Macrotermes</i>	28
4.1.3 Repellency of <i>Macrotermes</i>	32
4.2 Discussion	34
CHAPTER FIVE	38
CONCLUSION AND RECOMMENDATIONS	38
5.1 Conclusion.....	38
5.2 Recommendations.....	38
REFERENCES	39
APPENDENCES	51
RESEARCH OUTPUT	55
Output 1: Paper Presentation.....	55
Output 2: Poster Presentation.....	68

LIST OF TABLES

Table 1: Termite species identified in this study	27
Table 2: Effect of different insecticidal plants on termite (mortality)	29
Table 3: Repellency (%) ability of different insecticidal plants on termites	33

LIST OF FIGURES

Figure 1: Some terpenic compounds in <i>Cupressus lusitanica</i>	9
Figure 2: Chemical structure of 1,8-cineole	11
Figure 3: Chemotype 1 (C1) and Chemotype 2 (C2).....	13
Figure 4: Some of chemical structures in <i>Azadirachta indica</i>	15
Figure 5: A chemical structure of ursolic acid stearylglucoside.....	17
Figure 6: Conceptual frame work	18
Figure 7: Study area	19
Figure 8: Three sites for trials within Gomba's maize farms	24
Figure 9: Percentage damage level by termites among trees of economic importance	28
Figure 10: (a) <i>T. vogelii</i> (b) <i>E. dalrympleana</i> (c) <i>A. indica</i> (d) <i>C. lusitanica</i> (e) <i>L. camara</i> ...	32
Figure 11: Number of standing maize plants treated with different pesticidal plants and control (A, B and C).....	34
Figure 12: Maize grain yields in different treatments.....	34

LIST OF PLATES

Plate 1: <i>Cupressus lusitanica</i>	9
Plate 2: <i>Eucalyptus dalrympleana</i>	11
Plate 3: <i>Tephrosia vogelii</i>	12
Plate 4: <i>Azadirachta indica</i>	14
Plate 5: <i>Lantana camara</i>	16
Plate 6: Termite sampling in maize fields	22
Plate 7: Termite sampling in the trees of economic importance	23
Plate 8: Repelled termites	23
Plate 9: Termite species (a) <i>Odontotermes</i> (b) <i>Macrotermes</i> as identified at the TPRI during this study	28

LIST OF APPENDICES

Appendix 1: Rainfall and temperatures.....	51
Appendix 2: Experimental field layer out (RCBD)	52
Appendix 3: Mortality test layer out (CRD).....	53
Appendix 4: Repellency test layer out (CRD).....	54

LIST OF ABBREVIATION AND SYMBOLS

AfDB	African Development Bank
ANOVA	Analysis of Variance
C	Carbon
cm	Centimeter
CRD	Completely randomized design
g	gram
GenStat	General Statistics
K	Potassium
kg	kilogram
LSD	Least Significant Differences
m	Meter
m ²	Meter square
N	Nitrogen
NM-AIST	Nelson Mandela African Institution of Science and Technology
P	Phosphorus
P	Probability
pH	Potential hydrogen
RCBD	Randomized complete block design
Temp	Temperature
TPRI	Tropical Pesticides Research Institute
USA	United States of America
WHO	World Health Organization
\$	Dollar sign
%	Percent

CHAPTER ONE

INTRODUCTION

1.1 Background

Termites are insects which belongs to order Isoptera and are usually found in organized colonies in warm terrestrial environments (Inward *et al.*, 2007; Singha *et al.*, 2010). They contribute significantly to the ecosystems of the world through decomposing and recycling wooden components (Verma *et al.*, 2009; Jasmi and Ahmad, 2011). Their activities in the soil contribute to both improved aeration and soil nutrients by adding Nitrogen (N) and Carbon (C) through Nitrogen (N) fixation and Carbon (C) mineralization, respectively (Jasmi and Ahmad, 2011). Termites are known primarily for their ability to damage woody plant parts and crops (Midega *et al.*, 2016), attacking different structures of buildings and inhibit production of trees of economic importance globally (Sileshi *et al.*, 2009; Verma *et al.*, 2009; Maayiem *et al.*, 2012).

The most known problematic termites species are *Heterotermes*, *Psammotermes* and *Coptotermes* (family Rhinotermitidae), *Hodotermes* and *Anacanthotermes* (family Hodotermitidae), *Neotermes* sp. (family Kalotermitidae) as well as *Syntermes*, *Procornitermes*, *Odontotermes*, *Microtermes*, *Microcerotermes*, *Macrotermes*, *Cornitermes*, *Ancistrotermes* and *Amitermes* (family Termitidae) (Verma *et al.*, 2009; Maayiem *et al.*, 2012; Machar *et al.*, 2016). These species have been documented as among insect pests which destroy various crops around the world. For example, termite damage cases have been reported to cause a loss of about \$ 40 billion in terms of buying synthetic pesticides purposely to manage termites and repair destroyed wooden properties globally (Maayiem *et al.*, 2012; Rust and Su, 2012). In some African countries such as Mozambique, Zambia, Uganda and Malawi, the termite effects on different crops such as maize have been reported (Sekamatte *et al.*, 2003; Sileshi *et al.*, 2007). In other African countries such as Nigeria, Burkina-Faso, Niger and Mali losses amounting to 30% in groundnuts have been reported (Umeh *et al.*, 1999). In Tanzania, damage by termites on coconuts has been reported especially during the dry seasons (Machar *et al.*, 2016). In Arusha, termites have been reported to attack maize, some trees in gardens, farmlands and public parks (Mwalongo *et al.*, 1999; Abate *et al.*, 2000).

Managing termites is possible with use of synthetic pesticides, however, the chemicals are hazardous to the environment and people (Weichenthal *et al.*, 2010). Thus, search for

alternative affordable, eco-friendly and appropriate management strategies for termites such as use of bio-pesticidal plants is urgently needed. This research therefore, aims at understanding the effects of *Tephrosia vogelii*, *Eucalyptus dalrympleana*, *Azadirachta indica*, *Cupressus lusitanica* and *Lantana camara* leaf powders as sustainable alternative inputs to synthetic pesticides.

1.2 Problem Statement

Termite destruction on agricultural crops and wooden properties has brought a great economic loss worldwide (Verma *et al.*, 2009). Huge funds are being spent annually to buy synthetic pesticides for the purpose of controlling termites and repairing wooden structures in buildings. In some countries such as USA, around \$ 3 billion is used to buy synthetic pesticides and repairing of buildings annually (Carr, 2006). In Malaysia, more than \$ 11 million has been reported to be used in management of termites (Ngee *et al.*, 2004) while in Africa, a loss of 15-100% in crops due to termite damage has been reported (Janssen, 2006). Ghana for instance, has been reported to face a loss on groundnuts due to termite damage of up to 100% (Maayiem *et al.*, 2012), Ethiopia 45-50% loss in maize per year (Addisu *et al.*, 2014), and in Tanzania, a loss of about 20-100% has been documented as a loss due to termites in crops (Machar *et al.*, 2016). In Arusha region particularly Arumeru District there is high devastation of maize farms and trees of economic importance by termites and no information or management is available.

This research therefore, aimed at understanding the potential use of plants as bio-pesticides from selected botanicals that are locally available, cheap and eco-friendly to find solutions for the small scale farmers on crop loss and cost associated with termites.

1.3 Research Justification

Efforts have been made by farmers and householders on termite control using synthetic chemical pesticides to the farms and plantations. However, synthetic pesticides are very expensive, need skilled people and can cause health problems among workers (Maayiem *et al.*, 2012). Their residues can have long half-life in the environment (Chaudhary *et al.*, 2017), can affect non-targeted massive organisms / biodiversity (Chaudhary *et al.*, 2017). Dangerous diseases such as cancer to humans have been reported and most of them have been associated with exposure of synthetic pesticides (Weichenthal *et al.*, 2010). In a brighter alternative, insecticidal plant compounds have been cited to be good for termite management (Chaudhary *et al.*, 2017). The insecticidal plant occurs naturally, degrade easily when exposed to the

sunlight and therefore have very short half-life of persistence to the environment and usually they have little negative effects to non-targeted insects, human health and environment (Dubey *et al.*, 2008; Mkindi *et al.*, 2015; Chaudhary *et al.*, 2017). In addition, plant pesticides degrade into harmless substances ranging from few seconds, hours and even a day (Dubey, 2011), they decompose and contribute to soil fertility (Stevenson *et al.*, 2012).

In this regard, the study aimed identifying common termites and assessing the efficacy of plant pesticides from *Tephrosia vogelii*, *Eucalyptus dalrympleana*, *Azadirachta indica*, *Cupressus lusitanica* and *Lantana camara* as alternative pesticides to synthetic pesticides in management of termites for small scale farmers so that to minimize health risks to humans, maintain biodiversity and protect crops as well as trees of economic value at low cost.

1.4 Research Objectives

1.4.1 Overall objective

The overall objective of this study was to identify termite species, test and evaluate the effectiveness of botanical pesticides for termite management in Arusha region, Tanzania.

1.4.2 Specific objectives

- (i) To identify termite species that damage maize crops and trees of economic importance in Arumeru District
- (ii) To screen the effective selected pesticidal plants for controlling termites under laboratory conditions
- (iii) To assess the repellency ability of the selected pesticidal plants on termites under laboratory conditions
- (iv) To assess the efficiency of selected pesticidal plants in termite management under field conditions in Arumeru District.

1.5 Research questions

- (i) Which species of termites inflict most damage on maize farms and trees of economic values?
- (ii) What are the effective pesticidal plants for controlling termites under laboratory conditions?
- (iii) Which among selected botanicals have significant repellency against termites under laboratory conditions?

(iv) What are the best performing pesticidal plants under small scale farm conditions?

1.6 Study significance

The proposed study contributes to a better understanding of termite and the use of pesticidal plants for managing destructive termites. The study paves a way forward and recommends use of pesticidal plants as eco-friendly alternative for sustainable management of termites and sets a benchmark for future studies.

CHAPTER TWO

LITERATURE REVIEW

2.1 Termites classification, origin and distribution

Termites are insects which belong to order Isoptera (Inward *et al.*, 2007). Globally there are seven known termite families; Kalotermitidae, Hodotermitidae, Rhinotermitidae, Termitidae, Mastotermitidae, Termopsidae and Serritermitidae (Engel and Krishna, 2004). Four out of seven mentioned termite families, are richly found in Africa, especially Kalotermitidae, Hodotermitidae, Rhinotermitidae and Termitidae (Ahmed *et al.*, 2011). The species of family Rhinotermitidae and Kalotermitidae forage entirely on dried wooden materials (Ahmed *et al.*, 2011). Moreover, individual termites of Hodotermitidae are destructive species to grasses and timbers (Ahmed *et al.*, 2011). The Termitidae is the richest family which represents more than 601 living African species which cause a great destruction in crop plants, trees and wooden components (Eggleton, 2000).

Under Termitidae there are four subfamilies such as Termitinae, Nasutitermitinae, Macrotermitinae and Apicotermitinae (Eggleton, 2000). A total number of 272 species in Termitinae are known primarily as African termites (Eggleton *et al.*, 2002). About 70 African different species have been documented in the Apicotermitinae (Cowie *et al.*, 1990; Eggleton, 2000). Approximate of 56 species of Nasutitermitinae forage on litter of leaves and grass (Ahmed *et al.*, 2011). Also Macrotermitinae consists of unknown bigger figure than 165 African termite species which have been reported as insect pests in agricultural crops and various trees of economic values (Eggleton *et al.*, 1999). The most key genera of Macrotermitinae which cause great damage in agriculture and the natural environments are *Odontotermes*, *Microtermes* and *Macrotermes* (Kumar and Pardeshi, 2011; Debelo and Degaga, 2014; Machar *et al.*, 2016). High abundance and distribution of termites in Africa is supported with favourable conditions (Eggleton, 2000; Maayiem *et al.*, 2012). For instance, Africa alone has a high abundance of termites with more than 664 termite species diversity (Eggleton, 2000; Sileshi *et al.*, 2009). High abundance of termite animals has been documented from southern, western and eastern Africa, with few species recorded in Northern Africa (Sileshi *et al.*, 2010; Ahmed *et al.*, 2011). For example, a total number of 143 termite species has been reported in Eastern African countries such as Djibouti, Sudan, Somalia, Ethiopia and Eritrea (Sileshi *et al.*, 2010). Furthermore, from Southern Africa particularly Zimbabwe, Lesotho, South Africa, Botswana, Mozambique, Namibia, Malawi

and Swaziland more than 160 species have been recorded (Ahmed *et al.*, 2011). Also documented information showed that over 75 different termite species are found in Western Africa (Eggleton *et al.*, 2002).

In light of the above it indicates that Africa is highly rich in variety of termites. Despite of the efforts that have been done, several species are not yet known due to inadequate of termite taxonomists, under developed infrastructures as well as facilitating equipment (Nkunika, 1994; Eggleton *et al.*, 2002; Darlington *et al.*, 2008). Therefore, there is a need to conduct experiments to identify all termite species around farmlands pointing to their role both negative and positive and on how a balance can be created at which economical injury level to crops are avoided while maintaining biodiversity health

2.2 Overview on chemical applications against termites

Synthetic pesticides are artificial made compounds which have long half-life in the environment (Chaudhary *et al.*, 2017). They are effective in managing termites though they cause serious human health and environmental problems (Kamble *et al.*, 1992; Forschler and Townsend, 1996; Mulrooney *et al.*, 2006). For instance, when methyl bromide is sprayed, it penetrates quickly inside the wooden structures and kills either dry wood termites or arboreal species (Verma *et al.*, 2009). Although methyl bromide control termites successfully, it is believed to cause atmospheric ozone layer depletion (Verma *et al.*, 2009; Himmi *et al.*, 2013). The ozone layer depletion can in turn expose people to direct radiations which may lead to skin cancers in humans (Slaper *et al.*, 1996).

Other industrial chemicals that have been used for controlling termites in stored wood, wooden components in buildings and crops are chlorpyrifos, fipronil, bifenthrin, imidacloprid, endosulfan, lindane, aldrin, coldrane, dieldrin, endrin and heptachlor (Su *et al.*, 1999; Parman and Vargo, 2010; Himmi *et al.*, 2013; Rakshiya *et al.*, 2016). Residues of these chemicals are usually carried away from their sources by air and water to aquatic and terrestrial systems and affect other organisms. For example, decrease by 80% in fishes has been reported in different farming seasons of paddy cropping in Malaysia (Watson, 2014). Synthetic pesticides have caused insect population reduction in USA and bird population decline in India (Johnson *et al.*, 2010; Mitra *et al.*, 2011). Furthermore, synthetic pesticides have been reported to have negative effects to human health and other non-target animals (Weichenthal *et al.*, 2010). Also they cause hardness in breathing, skin pill off, vomiting, stomach ache and disrupt hormonal balance system in humans and wildlife (Mnif *et al.*, 2011;

Mkindi *et al.*, 2015). Although one may apply synthetic chemicals on farms and protect crops from insect pests and diseases but on the other hand they affect biodiversity (Chaudhary *et al.*, 2017).

Considering the effects of synthetic pesticides on human, environment, increased insect pest resistance and non- target insects, there is a need to develop new approaches to control termites in sustainable and eco-friendly ways. Therefore, this study suggests to use insecticidal plants to control termites since this method has less negative effects to non-targeted organisms, environment and human health as well.

2.3 Use of insecticidal plants

Insecticidal plant compounds occur naturally, degrade easily when exposed to the sunlight and therefore have short half-life of persistence to the environment (Dubey *et al.*, 2008; Chaudhary *et al.*, 2017). Generally, plant pesticides are known to control insect pests in eco-friendly way because they have less negative effects on non-targeted insects, human health, environment and crops. Studies show that compounds derived from plants usually degrade into harmless substances ranging from few seconds, hours and even a day (Dubey, 2011; Mkindi *et al.*, 2015).

In Africa and other developing countries, different insecticidal plants have been reported to be effective in controlling insect pests both in field crop and stored products in different crops (Koono and Dorn, 2005; Dubey *et al.*, 2008; Mugisha-Kamatenesi *et al.*, 2008). For instance, candidate pesticidal plants that are applied by Ugandan farmers in control of insect pests on basin of the Lake Victori are *Phytolacca dodecandra*, *Cofea species*, *Carica papaya*, *Cupressus* spp., *Tagetes* spp., *Nicotiana tabacum*, *Capsicum frutescens*, *Tithonia diversifolia*, *Lantana camara*, *Musa* spp., *Aloe* spp., *Tephrosia vogelii*, *Eucalyptus* spp., *Moringa oleifera*, *Azadirachta indica* and *Vernonia amygdalina* (Mugisha-Kamatenesi *et al.*, 2008; Kamatenesi-Mugisha *et al.*, 2013). In Tanzania, farmers have been applying a mixture of powdered rice husks and neem parts, mixture of soap solvents and neem components, neem parts mixed with cow's urine, combination of red pepper, tobacco and neem components (Mihale *et al.*, 2009). Several scholars support the use of insecticidal plants with some modified application techniques. For instance, appreciated positive results have been obtained in the test involving fresh ground leaves, mixed and soaked overnight (Amoabeng *et al.*, 2014). A boiled combination of detergent soap and parts of pesticidal plants has demonstrated positive results in control of insect pests (Belmain and Stevenson, 2001).

Another technique involving soaking of the sun dried plant materials into organic solvents (acetone) has shown some promising results in protecting leaves of crop plants from rust disease in both field and greenhouse conditions (Mekonnen *et al.*, 2014). All mentioned techniques show efficacious results in controlling some insect pests. This calls for diverse research approaches to assess the effective application method. For example, what happens when plant parts are boiled or soaked in soap solution and organic solvents with the aim of wider scale application on the termites and insect pests control.

2.3.1 Potential of *Cupressus lusitanica*, *Tephrosia vogelii*, *Eucalyptus dalrympleana*, *Lantana camara* and *Azadirachta indica* in controlling termites

Five plant species including *Cupressus lusitanica*, *Tephrosia vogelii*, *Eucalyptus dalrympleana*, *Lantana camara* and *Azadirachta indica* have been selected and reviewed as potential candidates in controlling termites. The selection of these botanicals has been done due to their efficacious results demonstrated in management of insect pests on field crops, stored food cereal and legume grains as well as wooden properties (Sekamatte *et al.*, 2003; Yuan and Hu, 2012; Mkenda *et al.*, 2014). In developing countries especially in villages, these botanicals are used to control insect pests and termites in agricultural crops, stored grains and wooden materials (Raina *et al.*, 2007; Mugisha-Kamatenesi *et al.*, 2008; Sileshi *et al.*, 2008; Sileshi *et al.*, 2009; Alavijeh *et al.*, 2014). Therefore, it is of paramount importance to conduct researches that serve to raise awareness of people especially farmers and households on how to use the locally available pesticidal plants in control of insect pests.

(i) *Cupressus lusitanica*

Cupressus lusitanica (mexican cypress) belongs to the family cupressaceae (Plate 1) and possesses aromatic compounds and essential oils such as β -cedrene, bornyl acetate, α -cedrene, epimanol, cedrol and agathadiol as depicted in (Fig. 1) (Mohareb *et al.*, 2010; Bett *et al.*, 2016). Essential oils possess antimicrobial, antifungal and insecticidal properties (Jeong *et al.*, 2007; Kordali *et al.*, 2008). Growth inhibition has been observed in *Aspergillus niger* and *Bacillus cereus* after exposing to volatile essential oils (Hassanzadeh *et al.*, 2010). Other studies, found that essential oils have a fumigant and repellency effects against insect pests in stored food grains (Bett *et al.*, 2013; Bett *et al.*, 2016). In addition, leaf powders are used to protect crops from storage insect pests and termites (Kamatenesi-Mugisha *et al.*, 2013; Tsegay *et al.*, 2018). This body of knowledge might be useful for insect pests and termites control in field crops and trees of economic importance. Therefore, many more

studies are needed to be conducted in assessing the efficacy of leaf powders of *C. lusitanica* in management of insect pests including destructive termites.



Plate 1: *Cupressus lusitanica* (Confirmed by Mr. Emmanuel Mboya at Tropical Pesticides Research Institute)

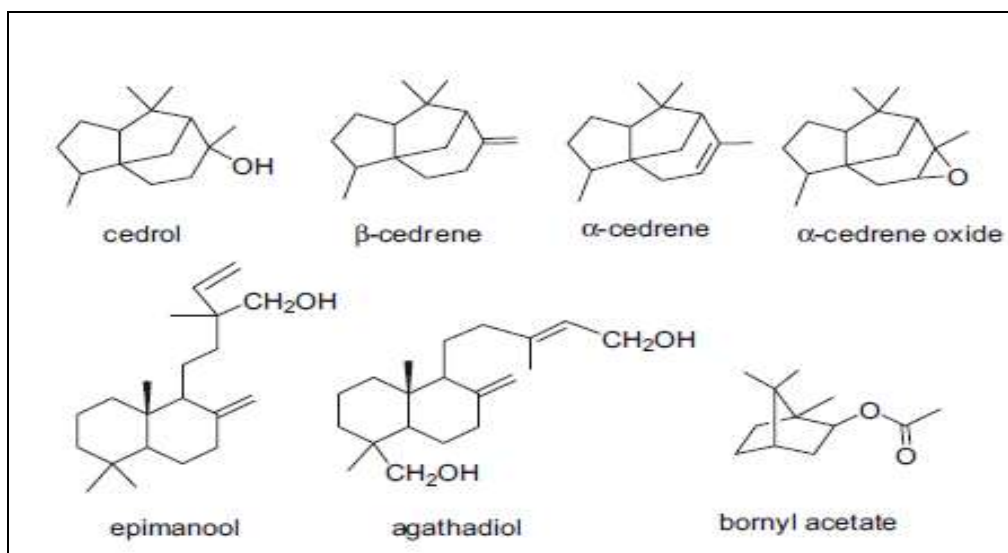


Figure 1: Some terpenic compounds in *Cupressus lusitanica* (Mohareb *et al.*, 2010).

(ii) *Eucalyptus dalrympleana*

There are many varieties of *Eucalyptus* species which belong to the family myrtaceae (Plate 2) (Ebadollahi, 2013; Bett *et al.*, 2016). *Eucalyptus dalrympleana* and other *Eucalyptus* spp. have strong essential oils including, aromadendrene, limonene, α -pinene, 1,8-cineole, p-cymene, α -terpineol, citronellyl acetate, eucamalol, linalool, γ -terpinene and citronellal (Batish *et al.*, 2008; Ebadollahi, 2013). Among these components, the 1, 8-cineole has been reported severally as the most active monoterpene (Tolozza *et al.*, 2006). Many studies have reported similar results on 1, 8-cineole as shown in Fig. 2. For example, severe mortality of first-instar nymphs of *Rhodnius prolixus* has been observed when introduced into volatile essential oils and monoterpenes composed of 1, 8-cineole (Sfara *et al.*, 2009).

Moreover, the extracts of 1,8-cineole from *E. dalrympleana* is effective for the reduction of *Haematobia irritans* (Horn fly) incidence in cattle (Juan *et al.*, 2011). Other scholars have quantified that essential oils from *E. dalrympleana* have insecticidal and repellent activity against stored food grains insect pests (Batish *et al.*, 2008). Similarly, essential oils of *E. dalrympleana* have shown antifeedant, repellency and insecticidal properties on termite workers of the *Odontotermes obesus* (Ebadollahi, 2013). Based on these findings, essential oils could be useful in management of insect pests, flies and termites. However, essential oils are very volatile compounds which are difficult to handle them, meaning that they can escape easily when exposed to sun light (Van Andel *et al.*, 2015). Any study to investigate the effects of leaf powders instead of essential oils of *E. dalrympleana* for insect pests control.



Plate 2: *Eucalyptus dalrympleana* (Confirmed by Mr. Emmanuel Mboya at Tropical Pesticides Research Institute)

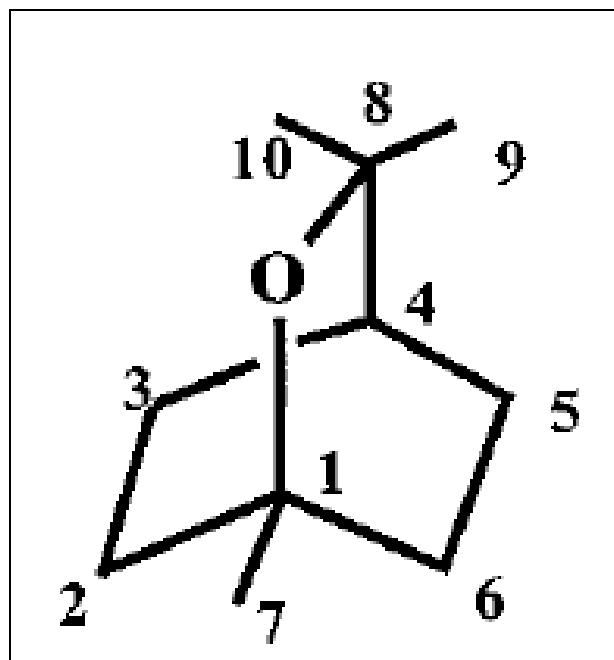


Figure 2: Chemical structure of 1,8-cineole (Southwell *et al.*, 2003).

(iii) *Tephrosia vogelii*

Tephrosia vogelii is a legume which belongs to the family Fabaceae (Plate 3) (Ibrahim *et al.*, 2000; Stevenson *et al.*, 2012). *T. vogelii* is the most effective insecticidal plant which is used in management of insect pests in both field crops and stored products (Stevenson *et al.*, 2012). It is also used to increase soil fertility through biological nitrogen fixation (Stevenson *et al.*, 2012). The effectiveness of *T. vogelii* is due to bioactive compounds such as chemotype 2 (C2) and chemotype 1 (C1) (Fig. 3) (Belmain *et al.*, 2012). C1 has been reported to be the most effective compound in *T. vogelii* resulting to the repellency of insect pests (Belmain *et al.*, 2012; Kalume *et al.*, 2012; Mkindi *et al.*, 2015). For these reasons, the pesticides from *T. vogelii* possess insecticidal effects. For example, the pesticides from *T. vogelii* have been commonly used in remote areas of Africa for illegal fishing (Neuwinger, 2004; Wang *et al.*, 2011). The pesticides from *T. vogelii* have been confirmed to exhibit antifeedant, repellent and insecticidal properties towards golden flea beetle (Igogo *et al.*, 2011).

In Malawi, Mozambique and Zambia, farmers who used extracts from crushed leaves of *T. vogelii* managed to protect field crops from termites (Sileshi *et al.*, 2008). However, there are inadequate scientific studies which show the potentiality of using leaf powders of *T. vogelii* in controlling field insect pests including termites (Sileshi *et al.*, 2009). Therefore, there is an urgent need to test leaf powders of *T. vogelii* for security of crop plants and trees of economic importance.



Plate 3: *Tephrosia vogelii* (Confirmed by Mr. Emmanuel Mboya at Tropical Pesticides Research Institute).

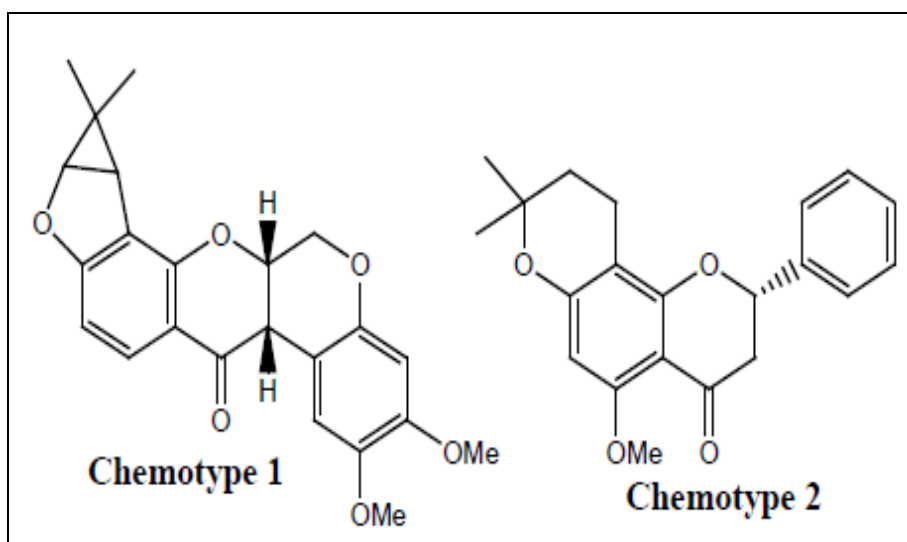


Figure 3: Chemotype 1 (C1) and Chemotype 2 (C2) (Stevenson *et al.*, 2012).

(iv) *Azadirachta indica*

Azadirachta indica is a native plant in India (Plate 4) (Khater, 2012). It belongs to Meliaceae family with more than 200 compounds (Chaudhary *et al.*, 2017). Among these compounds, Azadirachtin is the most active constituent in *A. indica* compared with salannin and nimbin (Fig. 4). Azadirachtin has strong repellent, antifeedant and insecticidal effects to insects. Azadirachtin has ability to interfere chemoreceptors, block sugar and receptor cells, affect growth and moulting, affect reproduction through inhibiting oogenesis and oviposition in female and interrupt mature sperm production in male insects (Chaudhary *et al.*, 2017). Various studies on *A. indica* support the botanical use of this plant. For example, a practical report has reported that the *A. indica* extracts have strong antifeedant effects against termites, *Reticulitermes speratus* (Ishida *et al.*, 1992). Similar studies have been conducted using different species apart from termites. For instance, it has been found that *A. indica* extracts strongly inhibited growth in *Pseudaletia unipuncta* and *Trichoplusia ni*, after laboratory exposure (Akhtar *et al.*, 2008). The *A. indica* oil extracts minimized significantly the number of *Tuta absoluta* in vegetable tomatoes compared with fields without treatments (El-Samahy *et al.*, 2014). Hence, it is worthy to use *A. indica* extracts as alternative to control insect pests and termites which are serious menace to plants.



Plate 4: *Azadirachta indica* (Confirmed by Mr. Emmanuel Mboya at Tropical Pesticides Research Institute)

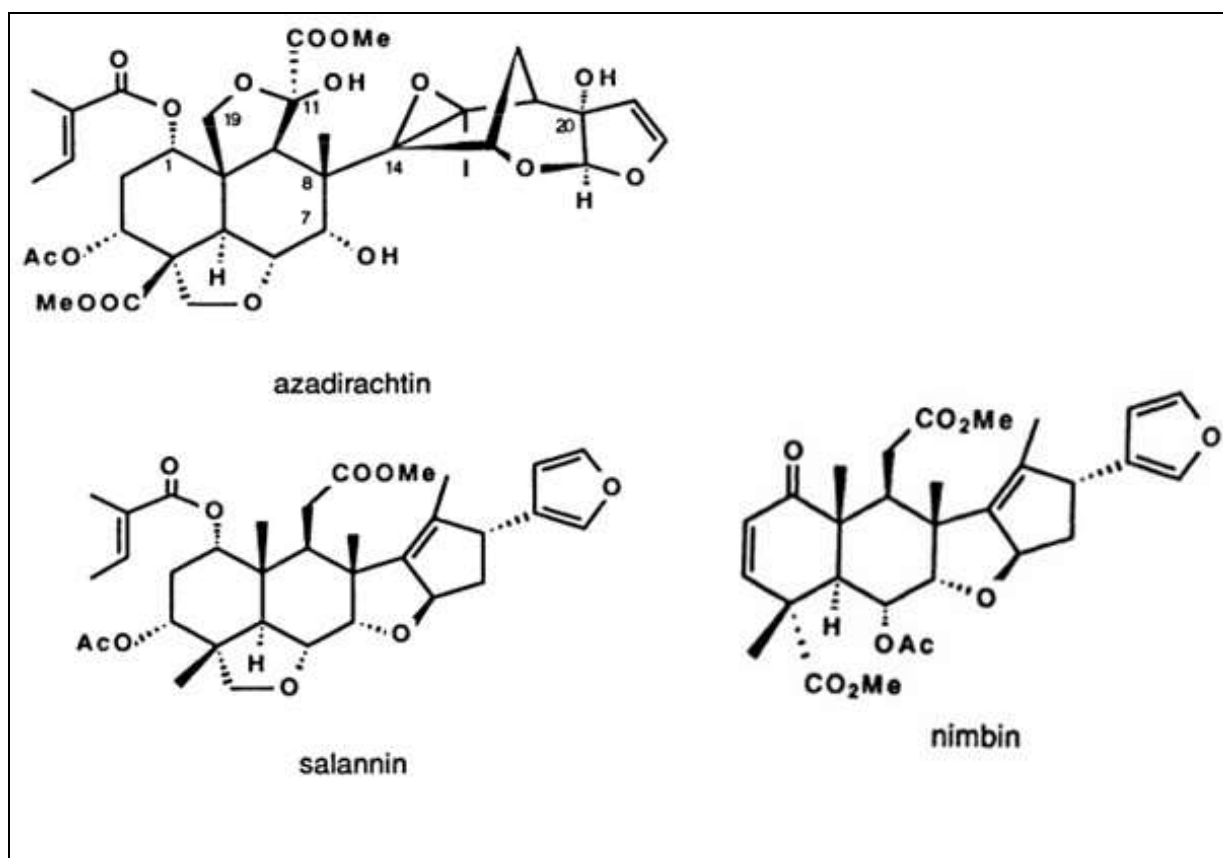


Figure 4: Some of chemical structures in *Azadirachta indica* (Govindachari *et al.*, 1996).

(v) *Lantana camara*

Lantana camara is a native plant of South America which belongs to Verbenaceae (Plate 5) (Ghisalberti, 2000). Apart from South America, it is invasive plant to other areas (Baars and Naser, 1999). Some scholars have recognized and presented that *L. camara* possesses diverse compounds including proteins, carbohydrates, lactones, furfural, flavonoids, triterpenoids, glycosides, flavonoids, and phenylethanoid glycosides (Ghisalberti, 2000; Verma and Verma, 2006). Among these chemical compounds, triterpenoids such as ursolic acid stearylglucoside have been reported to be more active component than any other in this plant, as illustrated in (Fig. 5) (Bevilacqua *et al.*, 2011). The presence of ursolic acid stearylglucoside and others have enhanced many medicinal applications and few of them have been discussed here. Exposing rats or mice to *L. camara* affected their ability to move, caused congestion of heart and lung, nephrosis, dehydration and constipation with hepatitis as well as low reproduction performance according to (Mello *et al.*, 2005; Bevilacqua *et al.*, 2011).

Lantana camara is also reported to have a fumigant effect against *Sitophilus granarius* adults in stored grains (Zoubiri and Baaliouamer, 2012). Laboratory experiments of scholars have also indicated that *Lantana camara* possesses a repellency, antifeedant, insecticidal activity to stored food grains insect pests (Rajashekar *et al.*, 2013; Rajashekar *et al.*, 2014). Besides, leaf extracts of *Lantana camara* have shown excellent repellent, moderate toxic and antifeedant activities on termites, *Reticulitermes flavipes* in the laboratory (Yuan and Hu, 2012). Also 5% chloroform extracts of *Lantana camara* have exhibited excellent mortality in termite workers under laboratory conditions (Verma and Verma, 2006). However, most of these reports are laboratory based, thus more field trials are needed with application of leaf powders of *L. camara*.



Plate 5: *Lantana camara* (Confirmed by Mr. Emmanuel Mboya at Tropical Pesticides Research Institute).

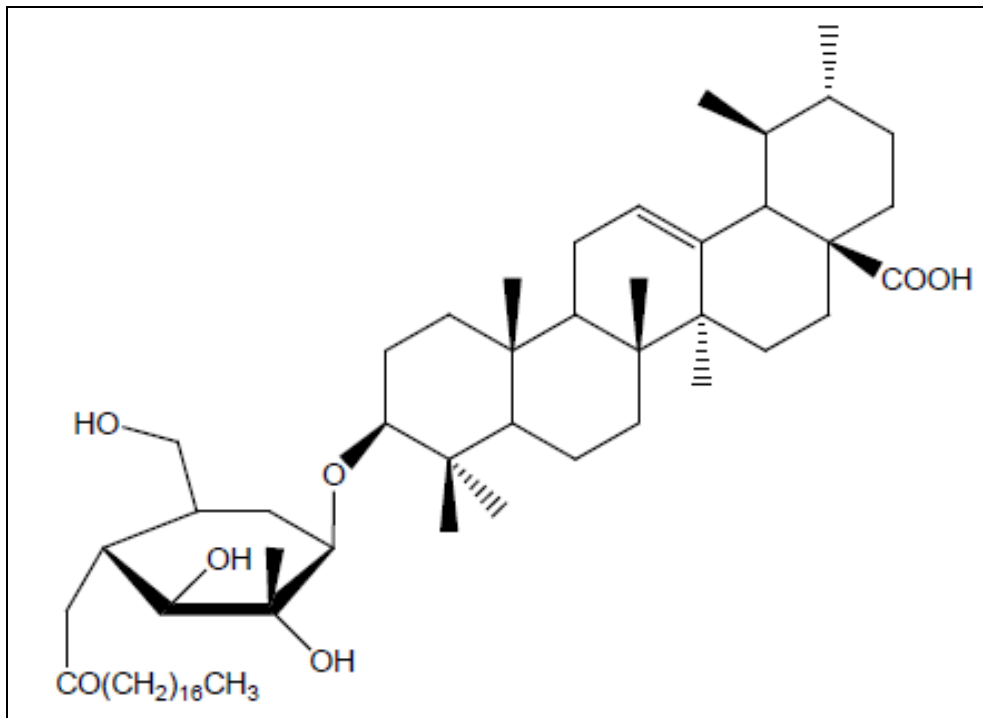


Figure 5: A chemical structure of ursolic acid stearylglucoside (Kazmi et al., 2013).

2.4 Conceptual frame work

Termite management has been attributed by various methods including synthetic pesticides and botanicals. However, synthetic pesticides have been ineffective due to environmental problems, health hazardous/problems, high dosage, increased insect pest resistance and unaffordable cost/expensive. Application of botanicals has been effective in controlling termites/insect pests due to their affordable cost, eco-friendly, low dosage, health safety and less insect pest resistance (Fig. 6).

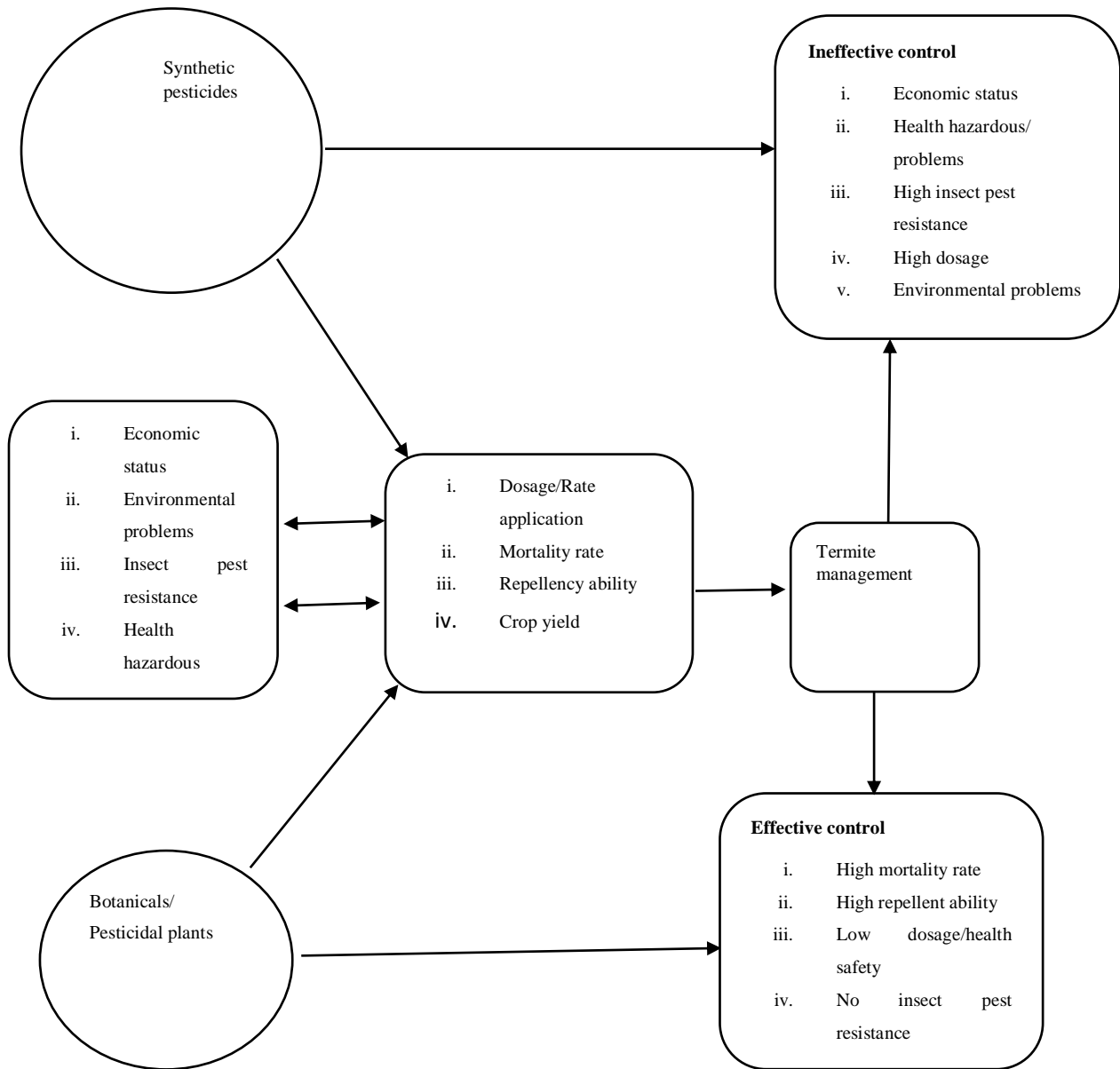


Figure 6: Conceptual frame work

CHAPTER THREE

MATERIALS AND METHODS

3.1 Study area description

The study was conducted at Kikwe Ward in Arumeru District of Arusha region (Fig. 7). The area receives an average monthly rainfall of about 5.2 mm to 180.6 mm and temperatures of about 13.6°C to 33°C (Appendix 1). The area harbours a high population of termite that affect maize crops and trees of economic importance. The field experiments were conducted at Nambala village at Gomba's farm (location in a circle with black colour) and laboratory experiments were conducted at the Nelson Mandela African Institution of Science and Technology (NM-AIST) laboratory.

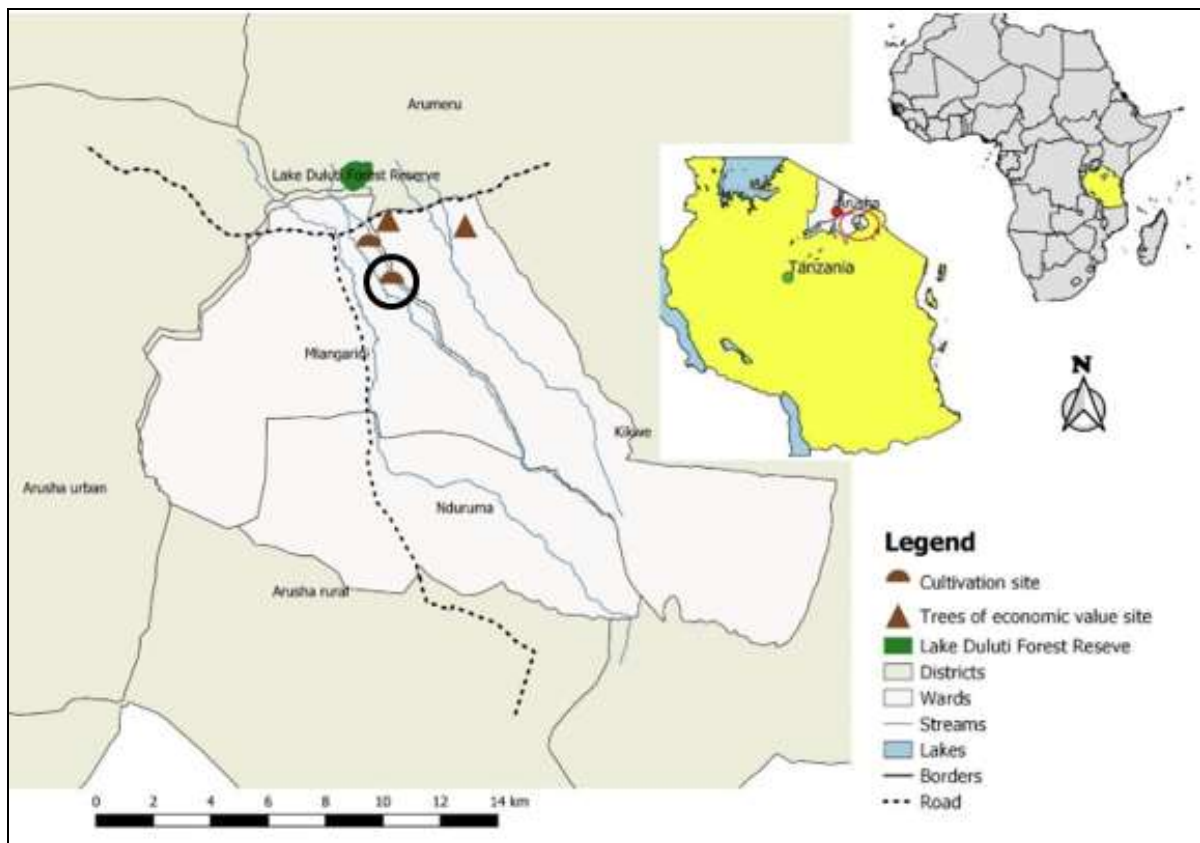


Figure 7: Study area

3.2 Source of insecticidal plants used in this study

Leaves of *Cupressus lusitanica*, *Tephrosia vogelii*, *Eucalyptus dalrympleana*, *Lantana camara* and *Azadirachta indica* were collected from their natural environments at Nambala village in Kikwe Ward. The leaves collected were air dried under shade in the NM-AIST

laboratory for 30 days. All dried leaves were crushed separately into powders, packed, labeled and stored in dark room prior to use. Also leaf powders of maize plant and Bakiller dust (Carbaryl 5% w/w + Lambdacyhalothrin 0.1% w/w) were included as negative and positive controls, respectively. During collection, a soft camel hair brush was used to sweep termites into polyethylene plastic boxes in order to avoid possible injuries (Addisu *et al.*, 2014).

3.3 Experimental design

3.3.1 Termite collection

Four farms (two with maize and two with trees) were purposively selected at Kikwe ward based on history of presence of termites and in each farm; quadrats of (5 m x 2 m in maize and 10 m x 10 m in trees) were established in 160 different points (maize farms and trees) based on Coulibaly *et al.* (2013) protocol with modifications. On maize, the quadrats were established within two parallel transect of 200 m separated by a 10 m distance between each on maize fields or on trees. Termite collection was done from 20-30 cm holes made as illustrated in Plate 6. A total of 40 quadrats per farm were established. In each quadrat on maize farm, three lines were created at 40 cm apart. From each quadrat, 20 termites were collected and put into small bottles (diameter 3 cm, height 5 cm) containing 70% alcohol.

On trees, two transects of 400 m long separated by a 10 m distance were established. The quadrats of 10 m x 10 m (Plate 7) were established in twenty different points along the transect making 40 different points per farm and twenty termites per quadrat were collected and also preserved in alcohol as previously described. Termite collection on trees along established points were randomly established using small papers labeled with numerals equivalent to the number of trees in a quadrat. As each tree was also labeled, random picking of five papers which matched corresponding to labels as on trees were used on which trees to select for termite sampling. Furthermore, tree leaf and flower samples (from five trees) which were covered within the quadrat were collected and kept in paper bags and transported together with collected termite samples to the Tropical Pesticides Research Institute (TPRI) for identification.

3.3.2 Termite identification

A Stereo-microscope was used for morphological identification at the TPRI based on Sands (1959), Bouillon and Mathot (1965), Pearce *et al.* (1992) and Sands (1998).

3.3.3 Testing the efficacy of pesticidal plants on termite mortality and repellency

A completely randomized design (CRD) was used using seven treatments on pot experiments in triplicates for the mortality test (Appendix 3). The pots (28.8 cm in height and 25 cm diameter) were filled with termite mound soil of 5 kg and in each bucket, 2 liters of tap water was added and left to drain for one hour. Then on each bucket, about 20 termites (identified as *Macrotermes*) were added followed by addition of powder of the treatment. Bakiller dust (Carbaryl 5% w/w + Lambdacyhalothrin 0.1% w/w) was used as positive control based on manufacture's recommendation and leaf powder (5 g) of maize plant was used as negative control. Thereafter, all buckets were covered with ventilated wire mesh covers to prevent termites from escaping. Three different rates (5 g, 10 g and 20 g powder per 5 kg soil) of *C. lusitanica*, *T. vogelii*, *E. dalrympleana*, *L. camara* and *A. indica*. The mortality rates were recorded after 6, 12, 18 and 24 hours followed by spraying 6 millilitres of tap water on surviving termites to avoid dehydration.

To test the ability of the plants to repel the termites, the experiments were set as per the previously described mortality experiments with an exception that, the powder of the test plants (*C. lusitanica*, *T. vogelii*, *E. dalrympleana*, *L. camara* and *A. indica*) at similar concentrations was poured on top of soil in the bucket to half the diameter (Plate 8) and twenty termites were placed on the centre of the bucket and were visually observed whether or not they can move away or towards the plant powder under the test. As of the previous description, this experiment was arranged in a completely randomized design (CRD) with three replications (Appendix 4). The repellency ability of the treatment was recorded only after one hour.

3.3.4 Testing the efficacy of the pesticidal plants in the field.

For field experiments, three sites were set for trials in Gomba's maize farms during maize crops growing season from March to July in 2018 and the distance from one site to another was 500 meters (Fig. 8). In each site, 28 plots (Appendix 2) of 150 cm long and 90 cm wide each were set and the distance separation from plot to plot was 50 cm. In each plot there were two rows planted with four maize plants (PAN 691) each at spacing of 30 cm by 75 cm. After two weeks of germination, Basal fertilizers containing Nitrogen Phosphorus Potassium (NPK) and Urea were applied to enhance maize growth. Thereafter, five treatments of leaf powders prepared from *C. lusitanica*, *T. vogelii*, *E. dalrympleana*, *L. camara* and *A. indica* at the rate of 20 g plus positive control [Bakiller dust (Carbaryl 5% w/w + Lambdacyhalothrin

0.1% w/w] at 2 g and no treatment as negative control were applied following randomized complete block design (RCBD) in four replications. Botanical leaf powders and Bakiller dust were applied directly to the maize stems after 30 days of germination. The application of botanical leaf powders and the controls were re-applied and monitored on treated plants every after 14 days until harvest.

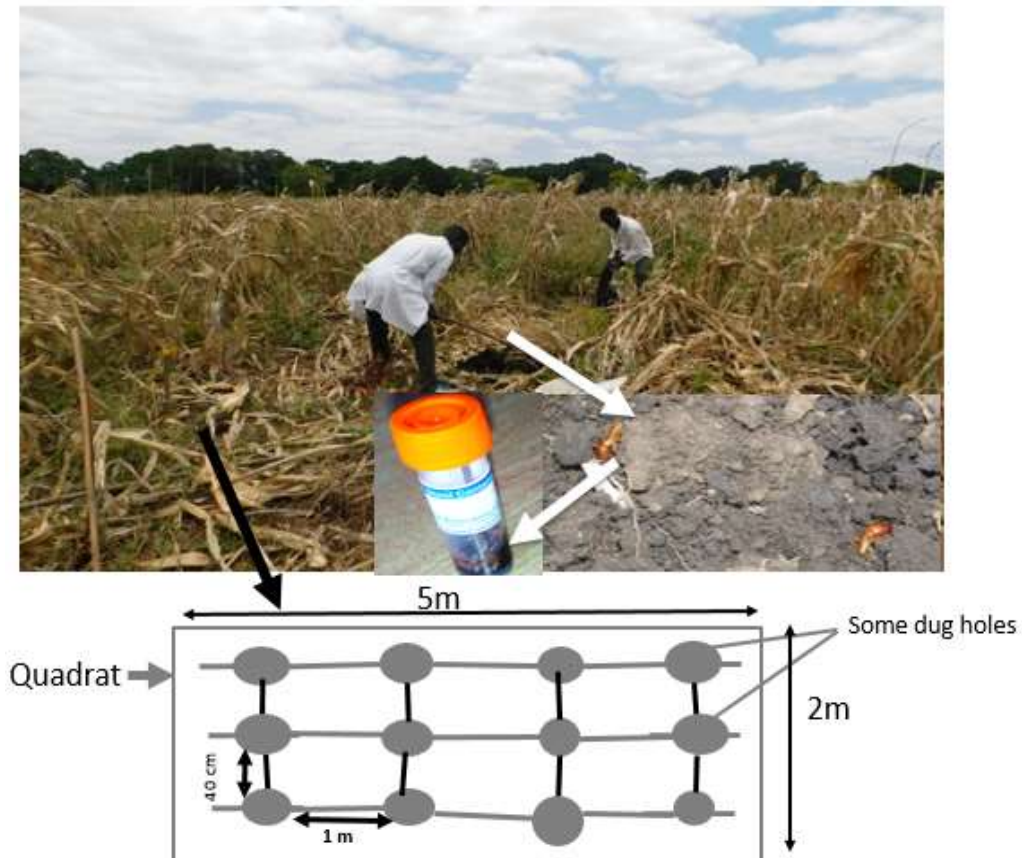


Plate 6: Termite sampling in maize fields




Plate 7: Termite sampling in the trees of economic importance



Plate 8: Repelled termites

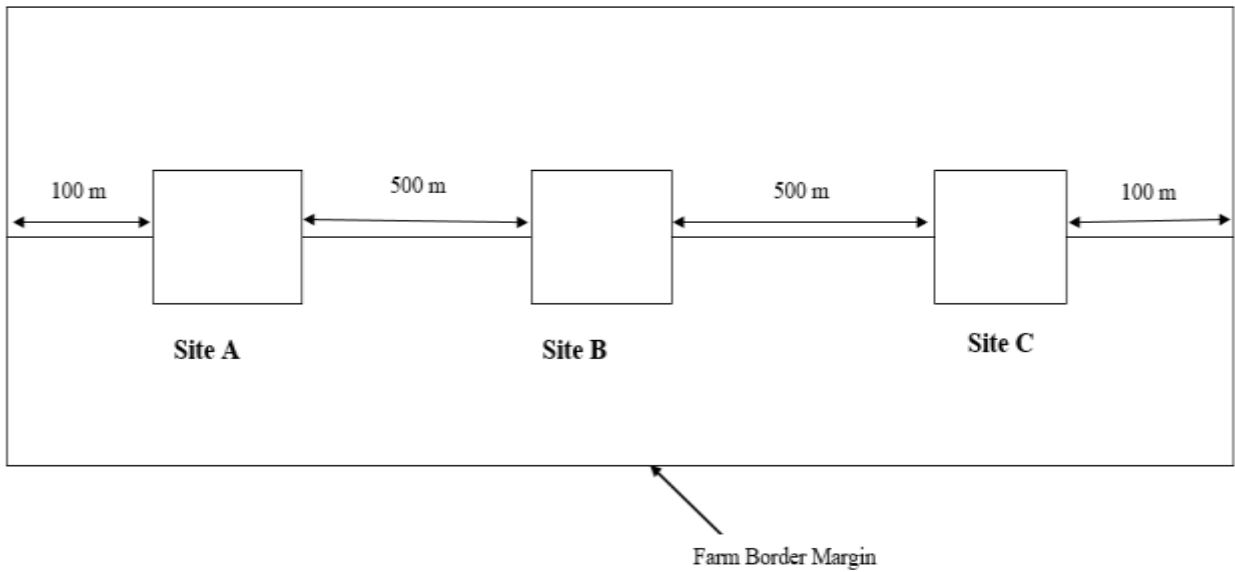


Figure 8: Three sites for trials within Gomba’s maize farms

3.4 Data collection

The names of identified termites and trees of economic importance were recorded. Number of died termites were recorded while repelled termites were counted and recorded from both treated and untreated samples. The termite mortality (%) and repellency rate (%) were calculated using Equation (a) and Equation (b) as described by Bett *et al.* (2016), and Addisu *et al.* (2014), respectively. In the field experiment, maize yield was determined from eight plants per treatment.

$$PM = \frac{(MTT - MTC)}{(100 - MTC)} \times 100 \dots\dots\dots \text{Equation (a)}$$

PM = Percent Mortality

MTT = Mortality of Termites in Treatment

MTC = Natural Mortality of Termites in Control

$$PR = \frac{(T - c)}{(T)} \times 100 \dots\dots\dots \text{Equation (b)}$$

PR = Percent repellency

T = All termites counted from the part without treatment

C = All termites counted from the part with treatment

3.5 Data analysis

The collected data on termite mortality, repellency, maize grain yields (kg) and data on maize damage were subjected to analysis of variance (ANOVA) for the determination of significant differences. Differences among treatment means were determined using Duncan's multiple range test at $p = 0.05$ using GenStat 15 edition statistical package.

RESULTS AND DISCUSSION

4.1 Results

4.1.1 Termite associated with maize and selected trees at Kikwe ward

The results in Table 1 show that 800 out of 1600 termite samples were identified as *Odontotermes* (Plate 9 (a)), 750 termites were *Macrotermes* (Plate 9 (b)) and 50 termites were not identified with available capacity at the Tropical Pesticides Research Institute. Also 242 leaves / flowers out of 400 were identified as *Gravillea robusta* (60.5%) followed by 97 leaves / flowers of *Acrocarpus fraxinifolius* (24.5%), 39 leaves / flowers of *Jacaranda mimosifolia* (4.7%), 12 leaves / flowers of *Terminalia mantale* (2.9%) as well as 10 leaves / flowers of *Moringa oleifera* (2.4%) (Fig. 9)

Table 1: Termite species identified in this study

Area	Latitudes	Longitudes	Altitudes (m)	Plant host	Termite number collected	Termites identified as <i>Macrotermes</i>	Termites identified as <i>Odontotermes</i>	Unknown termite species
Kikwe	3.40887	36.79201	1175.672	Maize	400	360	30	10
Kikwe	3.42046	36.7992	1148.135	Maize	400	390	10	0
Kikwe	3.40038	36.79797	1193.815	<i>G. robusta</i> , <i>A. fraxinifolius</i> , <i>T. mantale</i> , <i>M. oleifera</i> and <i>J. mimosifolia</i>	400	0	380	20
Kikwe	3.40236	36.8222	1147.734	<i>G. robusta</i> , <i>A. fraxinifolius</i> , <i>T. mantale</i> , <i>M. oleifera</i>	400	0	380	20



Plate 9: Termite species (a) *Odontotermes* (b) *Macrotermes* as identified at the TPRI during this study

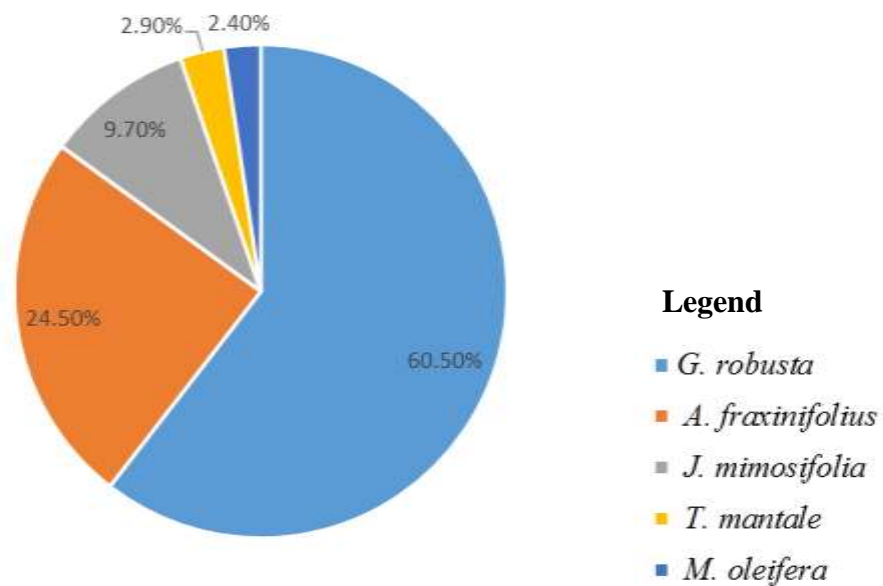


Figure 9: Percentage damage level by termites among trees of economic importance

4.1.2 Mortality of *Macrotermes*

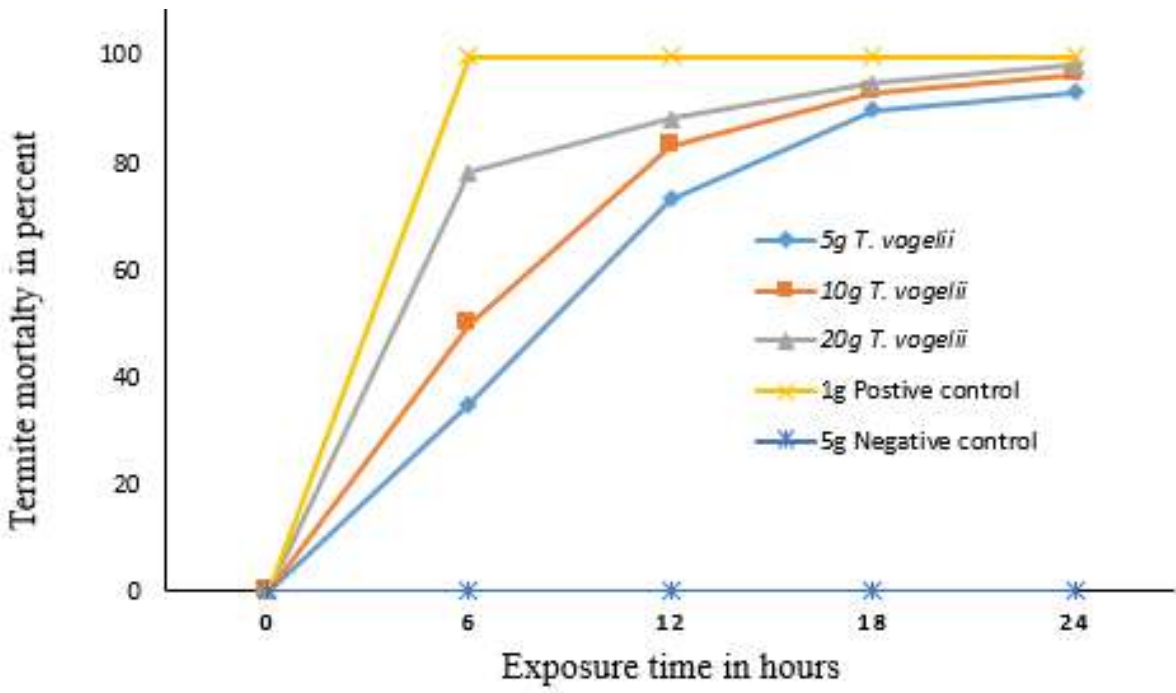
The results in Table 2 show that there is a significant difference ($p < 0.001$) between effect of different insecticidal plants *C. lusitanica*, *T. vogelii*, *E. dalrympleana*, *L. camara* and *A. indica* against *Macrotermes* compared with negative control. *Tephrosia vogelii* and *E. dalrympleana* were the most effective plants that caused the highest mortality of *Macrotermes* at 6, 12, 18 and 24 hours. Plant powder rates at 5 g / 5 kg soil, 10 g / 5 kg soil

and 20 g / 5 kg soil of *T. vogelii* together with 20 g / 5 kg soil of *E. dalrympleana* had similar significant effects as positive control [Bakiller dust (Carbaryl 5% w/w + Lambdacyhalothrin 0.1% w/w)] after post treatment of 24 hours [Table 2 and Fig. 10 (a) and (b)]. The *C. lusitanica*, *A. indica* and *L. camara* caused very low mortality of *Macrotermes* with figures of 23.33%, 30% and 33.33% mortality at 20 g / 5 kg soil [Table 2 and Fig. 10 (c), (d) and (e)].

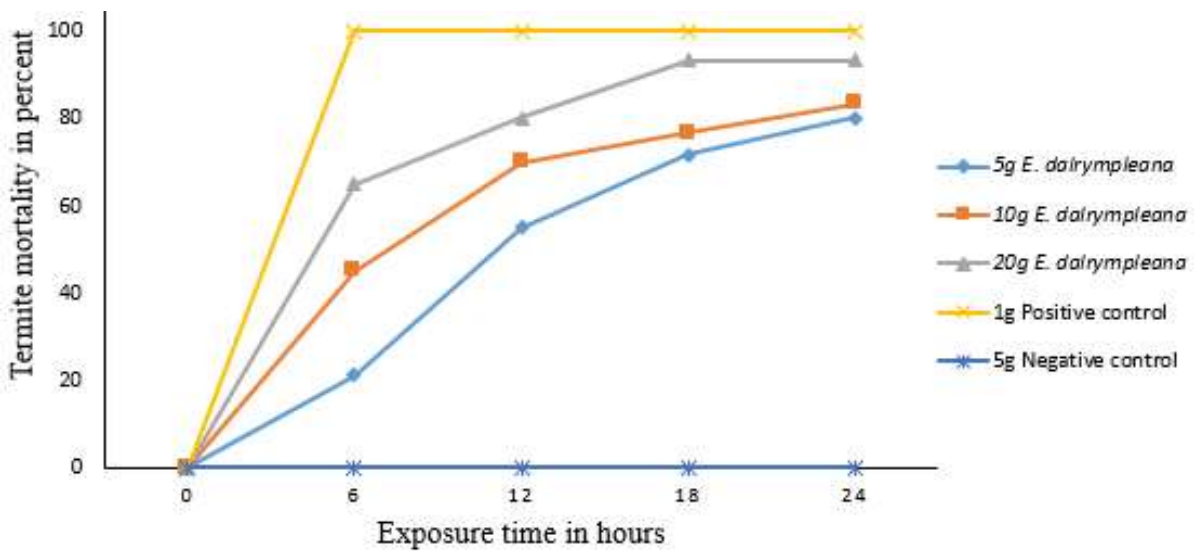
Table 2: Effect of different insecticidal plants on termite (mortality)

Treatments	Rate in g / 5 kg soil	Mortality mean in percent (%) per time (hours)			
		6	12	18	24
<i>T.vogelii</i>	5	35.00d	73.33hi	90.00f	93.33i
<i>T.vogelii</i>	10	50.00e	83.33j	93.33fg	96.67i
<i>T.vogelii</i>	20	78.33g	88.33j	95.00fg	98.33i
<i>L.camara</i>	5	5.00ab	10.00abcde	11.67bc	23.33cdef
<i>L.camara</i>	10	5.00ab	11.67bcdef	13.33bc	16.67bc
<i>L.camara</i>	20	10.00ab	18.33cdef	20.00cd	33.33g
<i>C.lusitanica</i>	5	1.67a	10.00abcd	11.67bc	20.00bcde
<i>C.lusitanica</i>	10	5.00ab	10.00bcd	11.67bc	20.00bcd
<i>C.lusitanica</i>	20	3.33a	10.00abcd	20.00cd	23.33cdef
<i>A.indica</i>	5	8.33ab	8.33abc	11.67bc	16.67bc
<i>A.indica</i>	10	0.00a	5.00 ab	6.67ab	11.67b
<i>A.indica</i>	20	15.00bc	20.00df	23.33d	30.00dfg
<i>E.dalrympleana</i>	5	21.67c	55.00g	71.67e	80.00h
<i>E.dalrympleana</i>	10	45.00de	70.00h	76.67e	83.33h
<i>E.dalrympleana</i>	20	65.00f	80.00ij	93.33fg	93.33i
Positive control	1	100.00h	100.00k	100.00g	100.00i
Negative control	5	0.00a	0.00a	0.00a	0.00a
LSD		10.147	9.057	8.057	9.127
p value		0.001	0.001	0.001	0.001

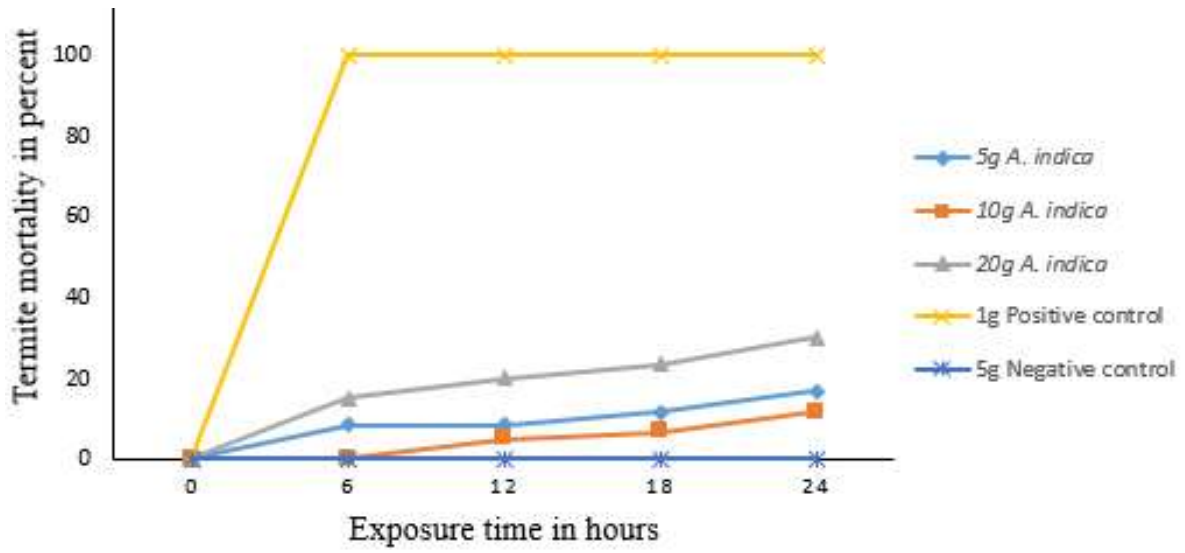
Means followed by the same letter (s) at the same column are not significant different at $p = 0.05$ using Duncan's Multiple Range Test.



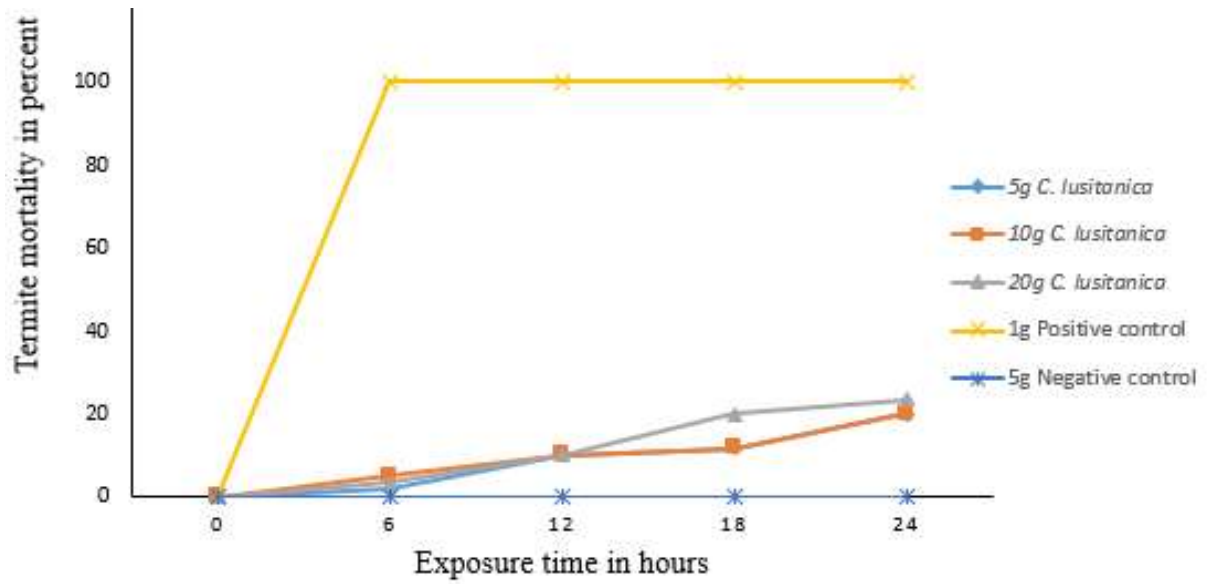
(a)



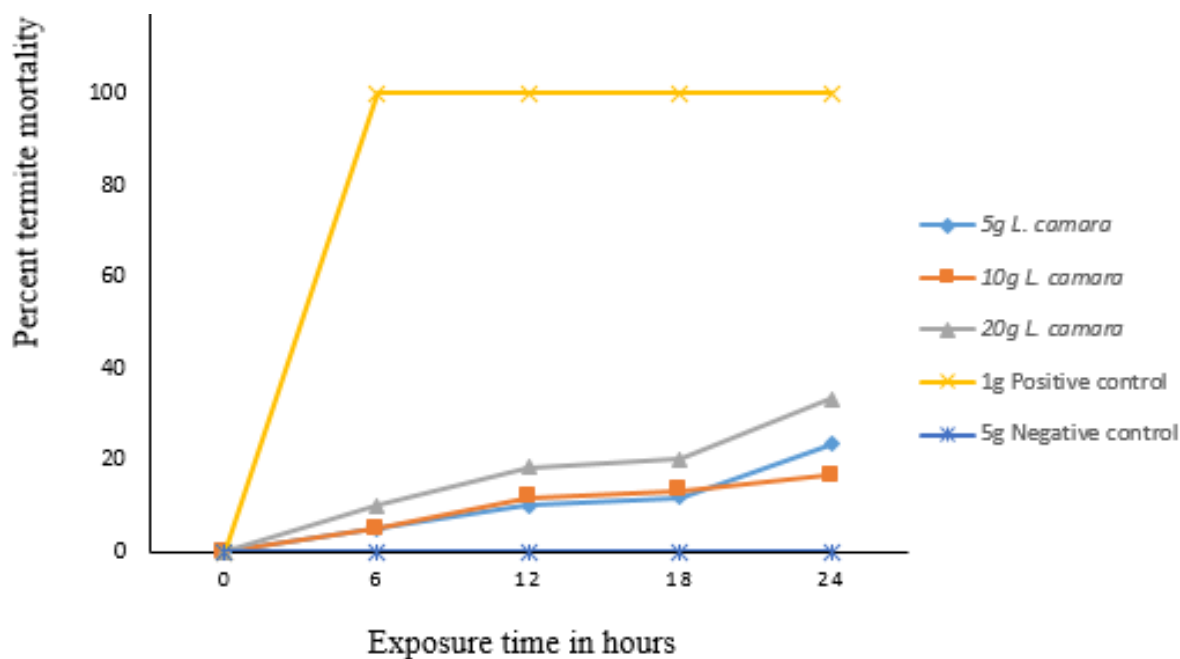
(b)



(c)



(d)



(e)

Figure 10: (a) *T. vogelii* (b) *E. dalrympleana* (c) *A. indica* (d) *C. lusitanica* (e) *L. cámara*

4.1.3 Repellency of *Macrotermes*

The results show significant difference in termite repellency ($p < 0.001$) compared with negative control (Table 3). The percentage repellency values ranged from 77 to 97%. Powder from *T. vogelii*, *E. dalrympleana* and *C. lusitanica* demonstrated the highest repellency power on *Macrotermes* (95%, 95% and 97%, respectively) whereby *T. vogelii* at 10 g / 5 kg soil and 20 g / 5 kg soil and *C. lusitanica* at 5 g / 5 kg soil, 10 g / 5 kg soil and 20 g / 5 kg soil as well as 10 g / 5 kg soil and 20 g / 5 kg soil rates of *E. dalrympleana* had no significant differences in their recorded percentage repellency values. Additionally, positive results were recorded from *A. indica* and *L. camara* of which their percent repellency values were found to be 77 to 87%.

Table 3: Repellency (%) ability of different insecticidal plants on termites

Treatments	Rate in g / 5 kg soil	Average percent repellency
<i>T.vogelii</i>	5	88.33bc
<i>T.vogelii</i>	10	95.00c
<i>T.vogelii</i>	20	95.00c
<i>L.camara</i>	5	76.67b
<i>L.camara</i>	10	76.67b
<i>L.camara</i>	20	77.67b
<i>C.lusitanica</i>	5	95.00c
<i>C.lusitanica</i>	10	95.00c
<i>C.lusitanica</i>	20	96.67c
<i>A.indica</i>	5	76.67b
<i>A.indica</i>	10	83.33bc
<i>A.indica</i>	20	83.33bc
<i>E.dalrympleana</i>	5	86.67bc
<i>E.dalrympleana</i>	10	93.33c
<i>E.dalrympleana</i>	20	95.00c
Negative control	5	0.00a
LSD		13.320
p value		0.001

Means followed by the same letter (s) at the same column are not significant different at $p = 0.05$ using Duncan's Multiple Range Test

4.1.4 Effect of pesticidal plants powder on field maize at Kikwe ward

The results in Fig. 11, show that there was a significant reduction ($p < 0.001$) of maize crops damage by termites in treated plots compared with untreated plots. Number of standing maize crops per site was 4, 4 and 6 in treatments with *E. dalrympleana*, *C. lusitanica* and *T. vogelii*, respectively. High average of maize grain yields were obtained from plots with treatments of *T. vogelii* (3.4 kg) followed by *E. dalrympleana* (2.93 kg) and *C. lusitanica* (2.58 kg) as depicted in Fig. 12.

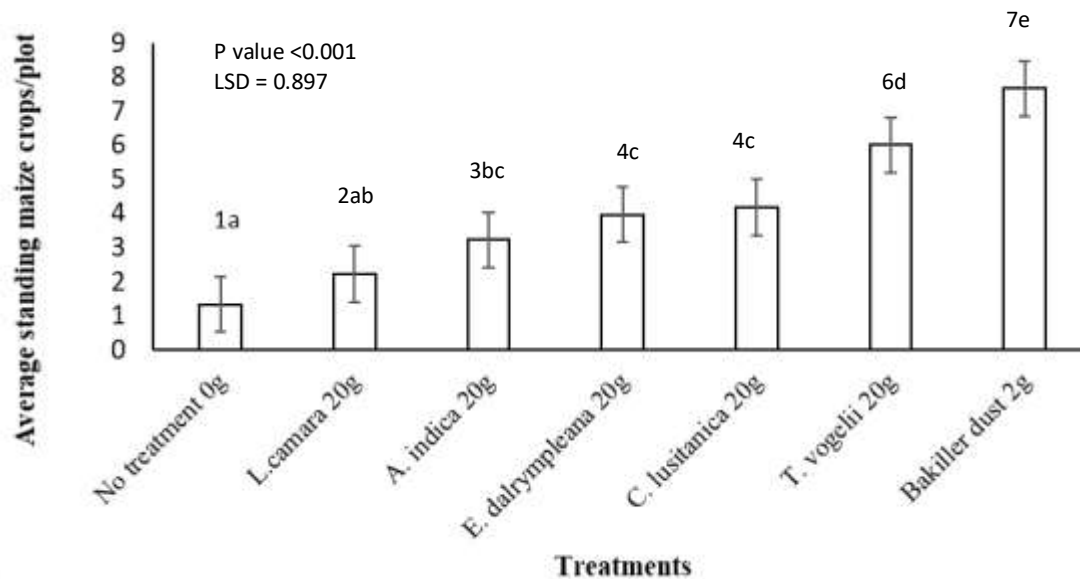


Figure 11: Number of standing maize plants treated with different pesticidal plants and control (A, B and C).

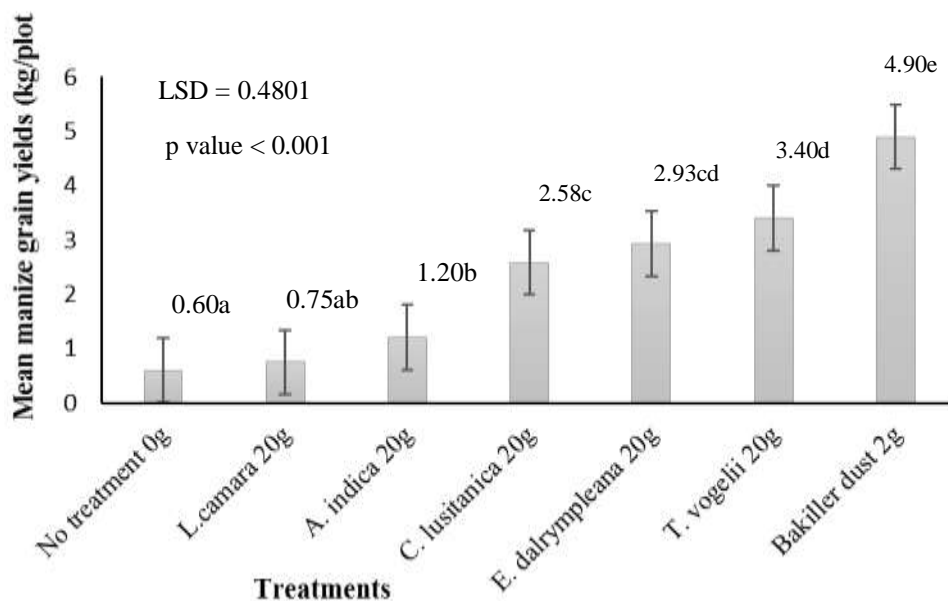


Figure 12: Maize grain yields in different treatments

4.2 Discussion

This study has identified two termite genera namely *Macrotermes* and *Odontotermes* which are associated with maize and or trees at Kikwe ward. From the observation made, the most destructive species of maize crops were species of the genera *Macrotermes* compared with *Odontotermes*. These finding present one of very few accounts on maize in Tanzania.

Findings from this study are in line to several findings with regards to *Macrotermes*, for instance; in India and Uganda species of *Macrotermes* have been reported to cause a loss of 10-30% in maize yield per year before and after harvest (Sekamatte *et al.*, 2003; Joshi *et al.*, 2005; Sileshi *et al.*, 2009). It has been further reported that the *Macrotermes* can cause up to 100% damage on millet, cassava, groundnuts and rice (Maayiem *et al.*, 2012; Machar *et al.*, 2016)

The members of the genera *Odontotermes* identified in this study were found in close association and damage to *Gravillea robusta*, *Terminalia mantale*, *Moringa oleifera*, *Jacaranda mimosifolia* and *Acrocarpus fraxinifolius* as identified at the TPRI. Of these, the *Gravillea robusta* was the most susceptible tree to *Odontotermes* followed by *Acrocarpus fraxinifolius*.

This study has also identified leaf powders of *Tephrosia vogelii*, as locally available remedies for termites. Such finding indicates *T. vogelii* as potential candidate in developing bio-termiticides. Other researchers have shown that the use of *T. vogelii* leaf powder may ensure mortality of 85 to 94% in *Sitophilus zeamais* to treated stored food products (Ogendo *et al.* (2003). Similarly, the number of insect bruchids was reduced to 94% from stored leguminous seed products treated with powder of *Tephrosia vogelii* (Koonan and Dorn, 2005; Wang *et al.*, 2011; Stevenson *et al.*, 2012). Furthermore, the aqueous extracts prepared from *T. vogelii* caused mortality of 50-62% in golden flea beetles (*Aphthona whitfieldi*) within eight days of post-treatments under laboratory conditions (Igogo *et al.*, 2011). In Africa, *T. vogelii* is one of the pesticidal plants which their extracts possess strong poisons used for illegal fishing especially in rural areas (Neuwinger, 2004).

Likewise, interesting results were also obtained from leaf powder of *E. dalrympleana* than it was *C. lusitanica*, *A. indica* and *L. camara*. The genus *Eucalyptus* is highly documented for its significance in the management of diverse insect pests including termites. For instance, research data reported by Gupta *et al.* (2011) proved that 10% essential oils of *Eucalyptus* species can cause 100% mortality within 30 minutes in treated termite workers of *Odontotermes obesus* under laboratory conditions. Moreover, essential oils from *eucalyptus* have been found to have insecticidal activity against stored food grains insect pests (Batish *et al.*, 2008). In addition, *eucalyptus* essential oils have been reported to kill 100% of stored grain beetles (*Tribolium castaneum*, *Sitophilus oryzae* and *Callosobruchus maculatus*) at 370 µl/l after 24 hours (Negahban and Moharrampour, 2007). Another study has confirmed the

positive reduction of *Haematobia irritans* (Horn fly) to cattle using oil extracts of *eucalyptus* (Sfara *et al.*, 2009).

Based on the results of this study, moderate mortalities of termites were recorded from *C. lusitanica*, *A. indica* and *L. camara*. The least effectiveness exhibited by these botanicals could perhaps be linked to the bioactive compounds not being strong enough to cause lethal effect on experimental termites used in the current study. These results cannot be ignored in comparison to negative control. This little significant effect showed by *C. lusitanica*, *A. indica* and *L. camara* demands advanced extraction technologies in order to reduce loss of bioactive ingredients/compounds. Previous studies have demonstrated efficacious results on different tested crop insect pests. For instance, *A. indica* extracts strongly inhibited growth of caterpillars, *Pseudaletia unipuncta* and *Trichoplusia ni* (Akhtar *et al.*, 2008). This concurs with assertions by the report of El-Samahy *et al.* (2014) where *A. indica* oil extracts minimized significantly the number of *Tuta absoluta* in vegetable tomatoes compared with fields without treatments.

The mortality of *Sitotroga cerealella* and *Acanthoscelides obtectus* were 84.2% and 86.0%, respectively when exposed into 2.0% v/w essential oils of *C. lusitanica* for a day (Bett *et al.* (2016). Laboratory experiments conducted by Verma and Verma (2006) showed that 5% chloroform extracts of *L. camara* can cause mortality of 68.7% to termite workers within two days. Similar study, 10% v/w from hexane extracts of *L. camara* achieved to kill high degree of larvae potato insect pests, *Phthorimaea operculella* (Iannacone and Lamas, 2003).

The repellency test presents very useful information which can be used by ecologists and conservationists who discourage killing of insects in the name of biodiversity and their important roles they play in the ecosystems. For instance, termites decompose wooden components and recycle them and later on improve soil structure and texture (Singha *et al.*, 2010). In addition, the activities of termites in soil lead to excellent aeration and improvement of soil nutrients by adding Nitrogen (N) and Carbon (C) through Nitrogen (N) fixation and Carbon (C) mineralization, respectively (Jasmi and Ahmad, 2011). The *C. lusitanica*, *T. vogelii* and *E. dalrympleana* were the most effective insecticidal plants which repelled termites from this study. Such results implied that these plants can be used for repelling termites. These results are in line with a report by Bett *et al.* (2016) who reported that the essential oils (0.20% v/w) of *C. lusitanica* repelled coleopteran insect pests by 65 to 93% from stored products. On the other hand, high percentage repellency (90%) has been

identified to *Prostephantus truncatus* in stored products treated by powders of *T. vogelii* (Chebet *et al.*, 2013). Even though there is a limited information of *E. dalrympleana*, yet the species of the same genus are well studied and documented. For example, 30g powder of *Eucalyptus globulus* caused a significant repellency of 80% to termites (Kamatenesi-Mugisha *et al.*, 2013; Tsegay *et al.*, 2018). The rest botanicals were *A. indica* and *L. camara* which showed moderate repellency against *Macrotermes*. These results are closely related to the previous findings. Chebet *et al.* (2013) justified that plant powders of *Lantana camara* and *Azadirachta indica* can cause repellency of 73% and 88% on *Prostephantus truncatus*, respectively. Interestingly, a single topical application of chloroform *L. camara* flower extracts to volunteers ensured protection of 100% in 120 minutes and 75.8% for 420 minutes from bites of mosquito species (*Aedes* spp.) (Dua *et al.*, 2003).

Field trials has established information needed as a benchmark for field applications using *C. lusitanica*, *T. vogelii*, *E. dalrympleana*, *L. camara* and *A. indica* against termites. Among these botanicals, *E. dalrympleana* and *C. lusitanica* were the best candidates which have demonstrated promising results. These results corroborate with the report findings of studies by Mugisha-Kamatenesi *et al.* (2008) on Ugandan basins of Lake Victoria who concluded that small scale farmers used *T. vogelii* and *C. lusitanica* to protect field crops from moths, weevils, aphids, stem borers, rodents, pod borers, bean flies and termites. In Tanzania, *T. vogelii* is commonly used to control both stored products and field insect pests (Mihale *et al.*, 2009). Furthermore, *T. vogelii* has shown significant reduction of weed biomass and favoured increased biomass of wheat yields (Wang *et al.*, 2011). Field research in ponds verified a significant mortality caused by *T. vogelii* leaf extracts to fishes, rotifers and larvae of mosquitoes (Agbon *et al.*, 2004). Though there is no quantified information about the applicability of *E. dalrympleana*, various species of genus *Eucalyptus* are highly recognized and reported to have considerable effects against variety of agricultural crop insect pests. Field trials conducted in India indicated that the *Eucalyptus globulus* extracts reduced the larvae of *Henosepilachna vigintioctopunctata* significantly (Reddy *et al.*, 1990). These results correspond to a report obtained by El-Samahy *et al.* (2014) where the *A. indica* oil extracts minimized significantly the number of *Tuta absoluta*'s larvae in tomatoes compared with fields without treatments.

CHAPTER FIVE

CONCLUSION AND RECOMMENDATIONS

5.1 Conclusion

This study has demonstrated that there are at least two genera of termites namely *Odontotermes* (which dominates trees such as *Gravillea robusta*, *Terminalia mantale*, *Moringa oleifera*, *Jacaranda mimosifolia* and *Acrocarpus fraxinifolius*) and *Macrotermes* (which dominates maize) The current study has further confirmed that *T. vogelii* is the best pesticidal plant which exhibited positive mortality of *Macrotermes* next to positive control (bakiller dust) followed by *E. dalrympleana*. The *C. lusitanica*, *T. vogelii* and *E. dalrympleana* showed the highest performance in repelling termites of *Macrotermes* under laboratory conditions. Also, the field trials showed that *T. vogelii* was the best pesticidal plant in protection of maize plants against destructive termites followed by *C. lusitanica* and *E. dalrympleana*. The average amount of maize grain yields in kilograms harvested from all plots with treatment of *T. vogelii* was high followed by those obtained from treatment of *E. dalrympleana* as well as *C. lusitanica*. This entails that *T. vogelii*, *E. dalrympleana* and *C. lusitanica* possess strong insecticidal compounds which can suppress any *Odontotermes* and *Macrotermes* around the treated maize crops.

5.2 Recommendations

This study recommends:

- (i) Further studies are recommended on characterizing termite species that were not identified in this study and on identification of chemical ingredients from the identified effective plants for formulation of bio-termiticides in Tanzania.
- (ii) Further research including molecular studies on termite diversity and identity from wide geographical areas and their role in agricultural crop damage
- (iii) Verification of the ability of the powders from *T. vogelii*, *E. dalrympleana* and *C. lusitanica* in the management of termites specially to find whether or not their applications cannot cause negative effects to non-target organisms.

REFERENCES

- Abate, T., van Huis, A. and Ampofo, J. (2000). Pest management strategies in traditional agriculture: an African perspective. *Annual Review of Entomology*. **45**(1): 631-659.
- Addisu, S., Mohamed, D. and Woktole, S. (2014). Efficacy of botanicals extracts against termites *Macrotermes* spp. under laboratory conditions. *International Journal of Agricultural Research*. **9**(2): 60-73.
- Agbon, A., Ofojekwu, C. and Ezenwaka, I. (2004). Acute toxicity of water extract of *Tephrosia vogelii* Hook to species relevant in aquaculture ponds: rotifers, cyclops, mosquito larvae and fish. *Journal of Applied Ichthyology*. **20**(6): 521-524.
- Ahmed, B., Nkunika, P., Sileshi, G., French, J., Nyeko, P. and Jain, S. (2011). Potential impact of climate change on termite distribution in Africa. *British Journal of Environment and Climate Change*. **4**(1): 172-189.
- Akhtar, Y., Yeoung, Y. R. and Isman, M. (2008). Comparative bioactivity of selected extracts from Meliaceae and some commercial botanical insecticides against two noctuid caterpillars, *Trichoplusia ni* and *Pseudaletia unipuncta*. *Phytochemistry Reviews*. **7**(1): 77-88.
- Alamu, O. T., Ewete, F. K. and Alabi, O. Y. (2018). Laboratory evaluation of the termiticidal efficacy of three tropical plant oils on *Macrotermes bellicosus* (Blattodea: Termitidae). *Academic Journal of Entomology*. **11**(1): 11-17.
- Alavijeh, E. S., Habibpour, B., Moharramipour, S. and Rasekh, A. (2014). Bioactivity of *Eucalyptus camaldulensis* essential oil against *Microcerotermes diversus* (Isoptera: Termitidae). *Journal of Crop Protection*. **3**(1): 1-11.
- Amoabeng, B. W., Gurr, G. M., Gitau, C. W. and Stevenson, P. C. (2014). Cost: benefit analysis of botanical insecticide use in cabbage: Implications for smallholder farmers in developing countries. *Crop Protection*. **57**: 71-76.
- Baars, J. and Naser, S. (1999). Past and present initiatives on the biological control of *Lantana camara* (Verbenaceae) in South Africa. *African Entomology Memoir*. **1**: 21-33.
- Batish, D. R., Singh, H. P., Kohli, R. K. and Kaur, S. (2008). *Eucalyptus* essential oil as a natural pesticide. *Forest Ecology and Management*. **256**(12): 2166-2174.

- Belmain, S. and Stevenson, P. (2001). Ethnobotanicals in Ghana: reviving and modernising age-old farmer practice. *Pesticide Outlook*. **12**(6): 233-238.
- Belmain, S. R., Amoah, B. A., Nyirenda, S. P., Kamanula, J. F. and Stevenson, P. C. (2012). Highly variable insect control efficacy of *Tephrosia vogelii* chemotypes. *Journal of Agricultural and Food Chemistry*. **60**(40): 10055-63.
- Bett, P., Deng, A., Ogendo, J., Kamatenesi-Mughisha, M. and Mihale, J. (Eds.). (2013). Toxic and repellent properties of *Cupressus lusitanica* and *Eucalyptus saligna* essential oils against *Callosbrochus chinesis* and *Sitophilus zeamais*. In: *Proceedings of the First International Conference on Pesticidal Plants Volume*, 2013.
- Bett, P. K., Deng, A. L., Ogendo, J. O., Kariuki, S. T., Kamatenesi-Mugisha, M., Mihale, J. M. and Torto, B. (2016). Chemical composition of *Cupressus lusitanica* and *Eucalyptus saligna* leaf essential oils and bioactivity against major insect pests of stored food grains. *Industrial Crops and Products*. **82**: 51-62.
- Bevilacqua, A., Suffredini, I., Romoff, P., Lago, J. and Bernardi, M. (2011). Toxicity of apolar and polar *Lantana camara* L. crude extracts in mice. *Research in Veterinary Science*. **90**(1): 106-115.
- Bouillon, A. and Mathot, G. (1965). Identification keys for termites occurring in East Africa.
- Carr, R. (2006). Review of the behavioral ecology of subterranean termites (Isoptera: Rhinotermitidae: *Coptotermes* sp. and *Reticulitermes* sp.) with discussion on applications to alternative control methods. *Rev. junio de*.
- Chaudhary, S., Kanwar, R. K., Sehgal, A., Cahill, D. M., Barrow, C. J., Sehgal, R. and Kanwar, J. R. (2017). Progress on *Azadirachta indica* based biopesticides in replacing synthetic toxic pesticides. *Frontier in Plant Science*. **8**: 610.
- Chebet, F., Deng, A. L., Ogendo, J. O., Kamau, A. W. and Bett, P. K. (2013). Bioactivity of selected plant powders against *Prostephanus truncatus* (Coleoptera: Bostrichidae) in stored maize grains. *Plant Protection Science*. **49**(1): 34-43.
- Coulibaly, T., Boga, J. P., Yapi, A. and Kouassi Kouassi, P. (2013). Effects of continuous cultivation of soil on termites (Isoptera) diversity and abundance in savannas of Northern of Côte d'Ivoire. *Asian Journal of Agriculture and Rural Development*. **3**(9): 1-19.

- Cowie, R., Wood, T., Barnett, E., Sands, W. and Black, H. (1990). A checklist of the termites of Ethiopia with a review of their biology, distribution and pest status. *African Journal of Ecology*. **28**(1): 21-33.
- Darlington, J., Benson, R., Cook, C. and Walker, G. (2008). Resolving relationships in some African fungus-growing termites (Termitidae, Macrotermitinae) using molecular phylogeny, morphology, and field parameters. *Insectes Sociaux*. **55**(3): 256-265.
- Debelo, D. G. and Degaga, E. G. (2014). Termite species composition in the central rift valley of Ethiopia. *Agriculture and Biology Journal of North America*. **5**(3): 123-134.
- Dua, V., Pandey, A., Singh, R., Sharma, V. and Subbarao, S. (2003). Isolation of repellent ingredients from *Lantana camara* (Verbenaceae) flowers and their repellency against *Aedes* mosquitoes. *Journal of Applied Entomology*. **127**(9-10): 509-511.
- Dubey, N., Srivastava, B. and Kumar, A. (2008). Current status of plant products as botanical pesticides in storage pest management. *Journal of Biopesticides*. **1**(2): 182-186.
- Dubey, N. K. (2011). Natural products in plant pest management. CABI.
- Ebadollahi, A. (2013). Essential oils isolated from Myrtaceae family as natural insecticides. *Annual Review and Research in Biology*. **3**(3): 148-175.
- Eggleton, P. (2000). Global patterns of termite diversity, Termites: evolution, sociality, symbioses, ecology. Springer, Kluwer, Academic publishers, Dordrecht, Netherlands, pp. 25-51.
- Eggleton, P., Bignell, D. E., Hauser, S., Dibog, L., Norgrove, L. and Madong, B. (2002). Termite diversity across an anthropogenic disturbance gradient in the humid forest zone of West Africa. *Agriculture, Ecosystems and Environment*. **90**(2): 189-202.
- Eggleton, P., Homathevi, R., Jones, D., MacDonald, J., Jeeva, D., Bignell, D., Davies, R. and Maryati, M. (1999). Termite assemblages, forest disturbance and greenhouse gas fluxes in Sabah, East Malaysia. *Philosophical Transactions of the Royal Society of London B: Biological Sciences*. **354**(1391): 1791-1802.
- El-Samahy, M., El-Ghobary, A. M. and Khafagy, I. (2014). Using silica nanoparticles and neem oil extract as new approaches to control *Tuta absoluta* (meyrick) in tomato under field conditions. *International Journal of Plant Soil Sciences*. **3**: 1355-1365.

- Engel, M. S. and Krishna, K. (2004). Family-group names for termites (Isoptera). *American Museum Novitates*. 1-9.
- Forschler, B. T. and Townsend, M. L. (1996). Mortality of eastern subterranean termites (Isoptera: Rhinotermitidae) exposed to four soils treated with termiticides. *Journal of Economic Entomology*. **89**(3): 678-681.
- Ghisalberti, E. (2000). *Lantana camara* L. (verbenaceae). *Fitoterapia*. **71**(5): 467-486.
- Govindachari, T., Narasimhan, N., Suresh, G., Partho, P. and Gopalakrishnan, G. (1996). Insect antifeedant and growth-regulating activities of salannin and other C-seco limonoids from neem oil in relation to azadirachtin. *Journal of Chemical Ecology*. **22**(8): 1453-1461.
- Gupta, A., Sharma, S. and Naik, S. N. (2011). Biopesticidal value of selected essential oils against pathogenic fungus, termites, and nematodes. *International Biodeterioration and Biodegradation*. **65**(5): 703-707.
- Hassanzadeh, S. L., Tuten, J. A., Vogler, B. and Setzer, W. N. (2010). The chemical composition and antimicrobial activity of the leaf oil of *Cupressus lusitanica* from Monteverde, Costa Rica. *Pharmacognosy Research*. **2**(1): 19.
- Himmi, S. K., Tarmadi, D., Ismayati, M. and Yusuf, S. (2013). Bioefficacy performance of neem-based formulation on wood protection and soil barrier against subterranean termite, *Coptotermes gestroi* Wasmann (Isoptera: Rhinotermitidae). *Procedia Environmental Sciences*. **17**: 135-141.
- Iannacone, J. and Lamas, G. (2003). Efecto insecticida de cuatro extractos botánicos y del cartap sobre la polilla de la papa *Phthorimaea operculella* (Zeller) (Lepidoptera: Gelechiidae), en el Perú. *Entomotropica*. **18**(2): 95-105.
- Ibrahim, B., M'batchi, B., Mounzeo, H., Bourobou, H. B. and Posso, P. (2000). Effect of *Tephrosia vogelii* and *Justicia extensa* on *Tilapia nilotica* in vivo. *Journal of Ethnopharmacology*. **69**(2): 99-104.
- Igogo, J., Ogendero, J., Kariuki, S. and Otaye, D. (2011). Insecticidal, antifeedant and repellent effects of *Tephrosia vogelii* Hook. and *Lantana camara* L. aqueous crude extracts against golden flea beetle, *Aphthona whitfieldi* Bryant in *Jatropha*, *Jatropha curcas* L. *Biopesticides International*. **7**(2): 93-103.

- Inward, D. J., Vogler, A. P. and Eggleton, P. (2007). A comprehensive phylogenetic analysis of termites (Isoptera) illuminates key aspects of their evolutionary biology. *Molecular Phylogenetics and Evolution*. **44**(3): 953-967.
- Ishida, M., Serit, M., Nakata, K., Juneja, L. R., Kim, M. and Takahashi, S. (1992). Several antifeedants from neem oil, *Azadirachta indica* A. Juss., against *Reticulitermes speratus* Kolbe (Isoptera: Rhinotermitidae). *Bioscience, Biotechnology and Biochemistry*. **56**(11): 1835-1838.
- Janssen, P. (2006). Termite Control [online] URL: <http://www.janssenpharmaceutica.be/pmp/Pages/termite.htm> (17 th Nov., 2006).
- Jasmi, A. H. and Ahmad, A. H. (2011). Termite incidence on an Araucaria plantation forest in Teluk Bahang, Penang. *Insects*. **2**(4): 469-74.
- Jeong, S. I., Lim, J. P. and Jeon, H. (2007). Chemical composition and antibacterial activities of the essential oil from *Abies koreana*. *Phytotherapy Research: An International Journal Devoted to Pharmacological and Toxicological Evaluation of Natural Product Derivatives*. **21**(12): 1246-1250.
- Johnson, R. M., Ellis, M. D., Mullin, C. A. and Frazier, M. (2010). Pesticides and honey bee toxicity—USA. *Apidologie*. **41**(3): 312-331.
- Jones, D. T. and Eggleton, P. (2000). Sampling termite assemblages in tropical forests: testing a rapid biodiversity assessment protocol. *Journal of Applied Ecology*. **37**(1): 191-203.
- Joshi, P. K., Singh, N. P., Singh, N. N., Gerpacio, R. V. and Pingali, P. L. (2005). Maize in India: production systems, constraints, and research priorities. D.F. CIMMYT, Mexico. 22p.
- Juan, L. W., Lucia, A., Zerba, E. N., Harrand, L., Marco, M. and Masuh, H. M. (2011). Chemical composition and fumigant toxicity of the essential oils from 16 species of *Eucalyptus* against *Haematobia irritans* (Diptera: Muscidae) adults. *Journal of Economic Entomology*. **104**(3): 1087-1092.

- Kalume, M., Losson, B., Angenot, L., Tits, M., Wauters, J., Frédérick, M. and Saegerman, C. (2012). Rotenoid content and in vitro acaricidal activity of *Tephrosia vogelii* leaf extract on the tick *Rhipicephalus appendiculatus*. *Veterinary Parasitology*. **190**(1-2): 204-209.
- Kamatenesi-Mugisha, M., Buyungo, J. P., Ogwal, P., Kasibante, A., Deng, A. L., Ogendero, J.O. and Mihale, M. J. (2013). Oral acute toxicity study of selected botanical pesticide plants used by subsistence farmers around the Lake Victoria Basin. *African Journal of Environmental Science and Technology*. **7**(3): 93-101.
- Kamble, S. T., Ogg, C. L., Gold, R. E. and Vance, A. D. (1992). Exposure of applicators and residents to chlordane and heptachlor when used for subterranean termite control. *Archives of Environmental Contamination and Toxicology*. **22**(3): 253-259.
- Kazmi, I., Afzal, M., Ali, B., Damanhour, Z. A., Ahmaol, A. and Anwar, F. (2013). Anxiolytic potential of ursolic acid derivative-a stearyl glucoside isolated from *Lantana camara* L.(verbanaceae). *Asian Pacific Journal of Tropical Medicine*. **6**(6): 433-437.
- Khater, H. F. (2012). Prospects of botanical biopesticides in insect pest management. *Pharmacologia*. **3**(12): 641-656.
- Koona, P. and Dorn, S. (2005). Extracts from *Tephrosia vogelii* for the protection of stored legume seeds against damage by three bruchid species. *Annals of Applied Biology*. **147**(1): 43-48.
- Kordali, S., Cakir, A., Ozer, H., Cakmakci, R., Kesdek, M. and Mete, E. (2008). Antifungal, phytotoxic and insecticidal properties of essential oil isolated from Turkish *Origanum acutidens* and its three components, carvacrol, thymol and p-cymene. *Bioresource Technology*. **99**(18): 8788-8795.
- Kumar, D. and Pardeshi, M. (2011). Biodiversity of termites in agro-ecosystem and relation between their niche breadth and pest status. *Journal of Entomology*. **8**(3): 250-258.
- Maayi, D., Bernard, B. N. and Irunuoh, A. O. (2012). Indigenous knowledge of termite control: A case study of five farming communities in Gushegu District of Northern Ghana. *Journal of Entomology and Nematology*. **4**(6).

- Machar, Y., Benjamin, M. J. and Tahir, C. D. E. (2016). Coconut seedling (*Cocos nucifera*) losses due to termite pest species and possible control measures. *African Journal of Agriculture*. **3**(3): 148-153.
- Mekonnen, M., Begashaw, M. and Beemnet, M. (2014). Screening of botanical extracts for the control of spearmint leaf rust in greenhouse and field conditions. *World Journal of Agricultural Sciences*. **10**(2): 42-47.
- Mello, F. B., Jacobus, D., Carvalho, K. and Mello, J. R. (2005). Effects of *Lantana camara* (Verbenaceae) on general reproductive performance and teratology in rats. *Toxicol.* **45**(4): 459-466.
- Midega, C. A. O., Murage, A. W., Pittchar, J. O. and Khan, Z. R. (2016). Managing storage pests of maize: Farmers' knowledge, perceptions and practices in western Kenya. *Crop Protection*. **90**: 142-149.
- Mihale, M., Deng, A., Selemani, H., Kamatenesi, M., Kidukuli, A. and Ogendo, J. (2009). Use of indigenous knowledge in the management of field and storage pests around Lake Victoria basin in Tanzania. *African Journal of Environmental Science and Technology*. **3**(9).
- Mitra, A., Chatterjee, C. and Mandal, F. B. (2011). Synthetic chemical pesticides and their effects on birds. *Research Journal of Environmental Toxicology*. **5**: 81-96.
- Mkenda, P., Mtei, K. and Ndakidemi, P. (2014). Pesticidal efficacy of *Tephrosia vogelii* and *Tithonia diversifolia* against field insect pests of common beans [*Phaseolus vulgaris* L.] within African farming communities. *African Journal of Applied Agricultural Sciences and Technologies*. **2**: 9-26.
- Mkindi, A. G., Mtei, K. M., Njau, K. N. and Ndakidemi, P. A. (2015). The potential of using indigenous pesticidal plants for insect pest control to small scale farmers in Africa. *American Journal of Plant Sciences*. **6**(19): 3164.
- Mnif, W., Hassine, A. I. H., Bouaziz, A., Bartegi, A., Thomas, O. and Roig, B. (2011). Effect of endocrine disruptor pesticides: a review. *International Journal of Environmental Research and Public Health*. **8**(6): 2265-2303.

- Mohareb, A., Sirmah, P., Desharnais, L., Dumarçay, S., Pétrissans, M. and Gérardin, P. (2010). Effect of extractives on conferred and natural durability of *Cupressus lusitanica* heartwood. *Annals of Forest Science*. **67**(5): 504-504.
- Mugisha-Kamatenesi, M., Deng, A., Ogendero, J., Omolo, E., Mihale, M., Otim, M ... Bett, P. (2008). Indigenous knowledge of field insect pests and their management around Lake Victoria basin in Uganda. *African Journal of Environmental Science and Technology*. **2**(10): 342-348.
- Mulrooney, J., Davis, M., Wagner, T. and Ingram, R. (2006). Persistence and efficacy of termiticides used in preconstruction treatments to soil in Mississippi. *Journal of Economic Entomology*. **99**(2): 469-475.
- Mwalongo, G. C., Mkyula, L. L., Mubofu, E. B. and Mwingira, B. A. (1999). Preventing termite attack. Environmentally friendly chemical combinations of cashew nut shell liquid, sulfited wattle tannin and copper (II) chloride. *Green Chemistry*. **1**(1): 13-16.
- Negahban, M. and Moharramipour, S. (2007). Fumigant toxicity of *Eucalyptus intertexta*, *Eucalyptus sargentii* and *Eucalyptus camaldulensis* against stored-product beetles. *Journal of Applied Entomology*. **131**(4): 256-261.
- Neuwinger, H. D. (2004). Plants used for poison fishing in tropical Africa. *Toxicon*. **44**(4): 417-30.
- Ngee, P. S., Yoshimura, T. and Lee, C. Y. (2004). Foraging populations and control strategies of subterranean termites in the urban environment, with special reference to baiting. *Japanese Journal of Environmental Entomology and Zoology*. **15**(3): 197-215.
- Nkunika, P. (1994). Control of termites in Zambia: Practical realities. *International Journal of Tropical Insect Science*. **15**(2): 241-245.
- Ogendero, J., Belmain, S., Deng, A. and Walker, D. (2003). Comparison of toxic and repellent effects of *Lantana camara* L. with *Tephrosia vogelii* Hook and a synthetic pesticide against *Sitophilus zeamais* Motschulsky (Coleoptera: Curculionidae) in stored maize grain. *International Journal of Tropical Insect Science*. **23**(2): 127-135.
- Parman, V. and Vargo, E. L. (2010). Colony-level effects of imidacloprid in subterranean termites (Isoptera: Rhinotermitidae). *Journal of Economic Entomology*. **103**(3): 791-798.

- Pearce, M. J., Bacchus, S. and Logan, J. (1992). What termite? A guide to identification of termite pest genera in Africa. Natural Resources Institute, United Kingdom.
- Raina, A., Bland, J., Doolittle, M., Lax, A., Boopathy, R. and Folkins, M. (2007). Effect of orange oil extract on the *Formosan* subterranean termite (Isoptera: Rhinotermitidae). *Journal of Economic Entomology*. **100**(3): 880-885.
- Rajashekar, Y., Raghavendra, A. and Bakthavatsalam, N. (2014). Acetylcholinesterase inhibition by biofumigant (Coumaran) from leaves of *Lantana camara* in stored grain and household insect pests. *BioMed Research International*. 2014, Article ID 187019, 6pp. <http://dx.doi.org/10.1155/2014/187019>.
- Rajashekar, Y., Vijay Kumar, H., Ravindra, K. V. and Bakthavatsalam, N. (2013). Isolation and characterization of biofumigant from leaves of *Lantana camara* for control of stored grain insect pests. *Industrial Crops and Products*. **51**: 224-228.
- Rakshiya, Y., Verma, M. and Sindhu, S. (2016). Efficacy of antagonistic soil bacteria in management of subterranean termites (Isoptera). *Research in Environment and Life Sciences*. **9**: 949-955.
- Reddy, P., Chitra, K. and Rao, P. (1990). Field evaluation of certain plant extracts for the control of brinjal spotted leaf beetle, *Henosepilachna vigintioctopunctata*. *Journal of Insect Science*. **3**(2): 194-195.
- Rust, M. K. and Su, N. Y. (2012). Managing social insects of urban importance. *Annual Review of Entomology*. **57**: 355-375.
- Sands, W. A. (1959). A revision of the termites of the genus *Amitermes* from the Ethiopian region (Isoptera, Termitidae, Amitermitinae). British Museum (Natural History).
- Sands, W. A. (1998). The identification of worker castes of termite genera from soils of Africa and the Middle East. CAB International, in association with, Natural Resources International. 500pp.
- Saxena, P. (2014). Comparative prediction of binding site of organophosphorus, carbamate and synthetic pyrethroid pesticides on human cyclin-dependent protein kinases. *Journal of Entomology and Zoology Studies*. **2**: 106-110.

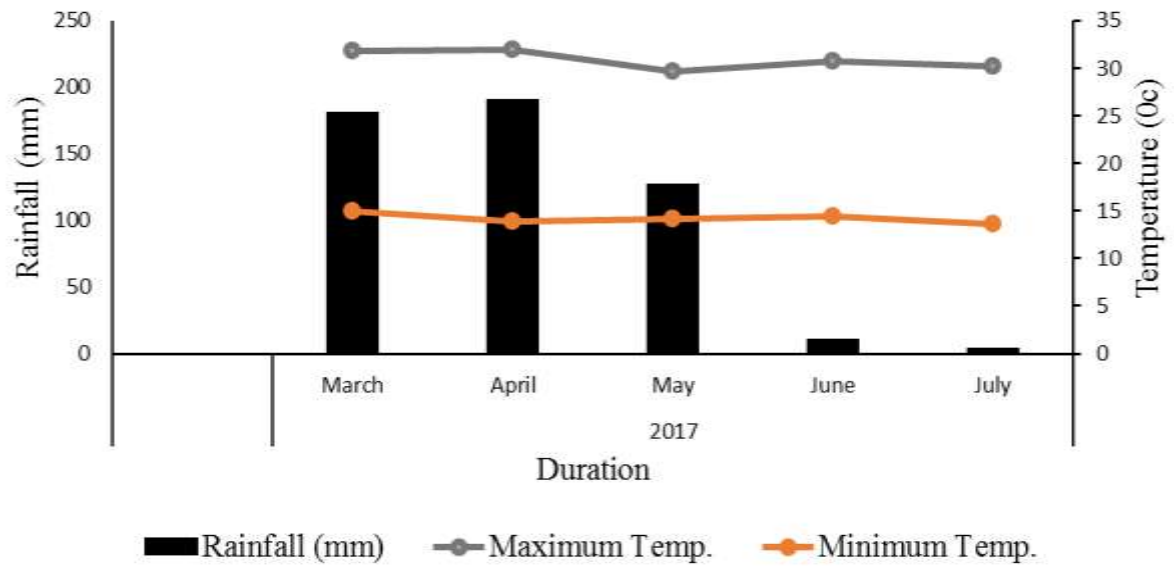
- Sekamatte, B. M., Ogenga-Latigo, M. and Russell-Smith, A. (2003). Effects of maize–legume intercrops on termite damage to maize, activity of predatory ants and maize yields in Uganda. *Crop Protection*. **22**(1): 87-93.
- Sfara, V., Zerba, E. N. and Alzogaray, R. A. (2009). Fumigant Insecticidal Activity and Repellent Effect of Five Essential Oils and Seven Monoterpenes on First-Instar Nymphs of *Rhodnius prolixus*. *Journal of Medical Entomology*. **46**(3): 511-515.
- Sileshi, G. W., Arshad, M., Konaté, S. and Nkunika, P. O. (2010). Termite-induced heterogeneity in African savanna vegetation: mechanisms and patterns. *Journal of Vegetation Science*. **21**(5): 923-937.
- Sileshi, G. W., Kuntashula, E., Matakala, P. and Nkunika, P. O. (2007). Farmers' perceptions of tree mortality, pests and pest management practices in agroforestry in Malawi, Mozambique and Zambia. *Agroforestry Systems*. **72**(2): 87-101.
- Sileshi, G. W., Kuntashula, E., Matakala, P. and Nkunika, P. O. (2008). Farmers' perceptions of tree mortality, pests and pest management practices in agroforestry in Malawi, Mozambique and Zambia. *Agroforestry Systems*. **72**(2): 87-101.
- Sileshi, G. W., Nyeko, P., Nkunika, P. O., Sekematte, B. M., Akinnifesi, F. K. and Ajayi, O.C. (2009). Integrating ethno-ecological and scientific knowledge of termites for sustainable termite management and human welfare in Africa. *Ecology and Society*. **14**(1).
- Singha, D., Singha, B. and Dutta, B. (2010). *In vitro* pathogenicity of *Bacillus thuringiensis* against tea termites. *Journal of Biological Control*. **24**: 279-281.
- Slaper, H., Velders, G. J., Daniel, J.S., de Gruijl, F. R. and van der Leun, J. C. (1996). Estimates of ozone depletion and skin cancer incidence to examine the Vienna Convention achievements. *Nature*. **384**(6606): 256-268.
- Southwell, I. A., Russell, M. F., Maddox, C. D. and Wheeler, G. S. (2003). Differential metabolism of 1, 8–Cineole in insects. *Journal of Chemical Ecology*. **29**(1): 83-94.
- Stevenson, P. C., Kite, G. C., Lewis, G. P., Forest, F., Nyirenda, S. P., Belmain, S. R ... Veitch, N. C. (2012). Distinct chemotypes of *Tephrosia vogelii* and implications for their use in pest control and soil enrichment. *Phytochemistry*. **78**: 135-46).

- Su, N. Y., Ban, P. M. and Scheffrahn, R. H. (1999). Longevity and efficacy of pyrethroid and organophosphate termiticides in field degradation studies using miniature slabs. *Journal of Economic Entomology*. **92**(4): 890-898.
- Toloza, A. C., Zygadlo, J., Cueto, G. m., Biurrun, F., Zerba, E. and Picollo, M. I. (2006). Fumigant and repellent properties of essential oils and component compounds against permethrin-resistant *Pediculus humanus capitis* (Anoplura: Pediculidae) from Argentina. *Journal of Medical Entomology*. **43**(5): 889-895.
- Tsegay, B. A., Weldeyes, A. T. and Cardelús, C. L. (2018). Traditional use of botanicals in reducing post harvest loss at crop stacking stage in Ethiopia: A case of Farta District.
- Umeh, V., Waliyar, F., Traoré, S. and Egwurube, E. (1999). Soil pests of groundnut in West Africa-Species diversity, damage and estimation of yield losses. *International Journal of Tropical Insect Science*. **19**(2-3): 131-140.
- Van Andel, T., Croft, S., Van Loon, E., Quiroz, D., Towns, A. and Raes, N. (2015). Prioritizing West African medicinal plants for conservation and sustainable extraction studies based on market surveys and species distribution models. *Biological Conservation*. **181**: 173-181.
- Verma, M., Sharma, S. and Prasad, R. (2009). Biological alternatives for termite control: A review. *International Biodeterioration and Biodegradation*. **63**(8): 959-972.
- Verma, R. K. and Verma, S. K. (2006). Phytochemical and termiticidal study of *Lantana camara* var. *aculeata* leaves. *Fitoterapia*. **77**(6): 466-8.
- Wang, R., Yang, X., Song, Y., Zhang, M., Hu, L., Su, Y. and Zeng, R. (2011). Allelopathic potential of *Tephrosia vogelii* Hook. f.: Laboratory and field evaluation. *Allelopathy Journal*. **28**(1): 53-62.
- Watson, S. L. (2014). Assessing the impacts of unrestricted pesticide use in small-scale agriculture on water quality and associated human health and ecological implications in an indigenous village in rural Panam [aacute].
- Weichenthal, S., Moase, C. and Chan, P. (2010). A review of pesticide exposure and cancer incidence in the agricultural health study cohort. *Enviromental Health Perspectives*. **118**(8): 1117-25.

- WHO. (1990). Public health impact of pesticides used in agriculture: Geneva: World Health Organization. *Transactions of the Royal Society of Tropical Medicine and Hygiene*. **86**(3): 350.
- Yuan, Z. and Hu, X. P. (2012). Repellent, Antifeedant, and Toxic Activities of *Lantana camara* leaf extract against *Reticulitermes flavipes* (Isoptera: Rhinotermitidae). *Journal of Economic Entomology*. **105**(6): 2115-2121.
- Zoubiri, S. and Baaliouamer, A. (2012). GC and GC/MS analyses of the Algerian *Lantana camara* leaf essential oil: Effect against *Sitophilus granarius* adults. *Journal of Saudi Chemical Society*. **16**(3): 291-297.

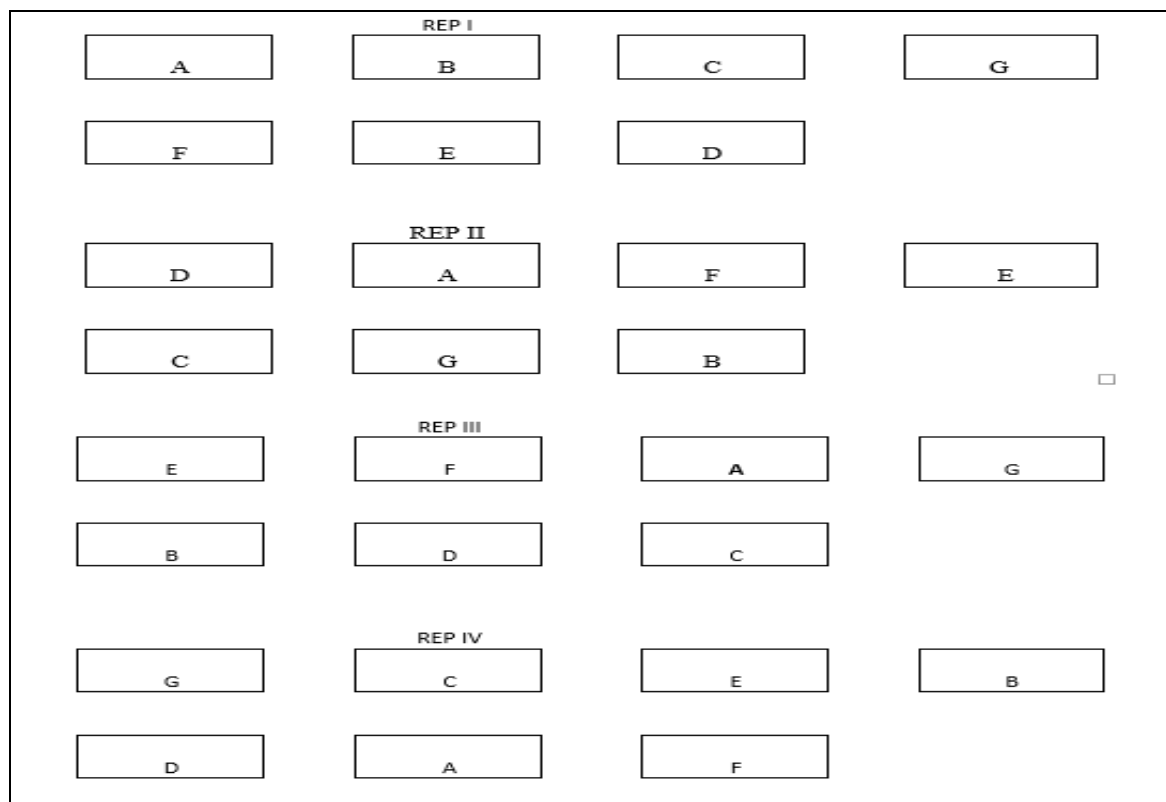
APPENDENCES

Appendix 1: Rainfall and temperatures



Source: Tanzania Meteorological Agency (TMA)

Appendix 2: Experimental field layer out (RCBD)



Where by A = *T. vogelii*, B = *L. camara*, C = *E. dalrympleana*, D = *C. lusitanica*, E = *A. indica*, F = No treatment (Negative control) and G = Positive control (Bakiller dust).

Appendix 3: Mortality test layer out (CRD)

Tv 5g	Cl 5g	Ai 20g
Neg 5g	Ai 5g	Post 1g
Tv 20g	Lc 5g	Lc 5g
Cl 5g	Ed 10g	Tv 20g
Post 1g	Tv 10g	Ai 10g
Cl 20g	Lc 20g	Ed 20g
Tv 10g	Ed 20g	Lc 10g
Ai 10g	Neg 5g	Ai 5g
Lc 10g	Post 1g	Lc 20g
Ed 5g	Lc 10g	Cl 10g
Cl 10g	Ai 10g	Neg 5g
Ai 20g	Tv 5g	Tv 10g
Ed 20g	Ai 20g	Cl 20g
Lc 5g	Tv 20g	Ed 10g
Ed 10g	Cl 10g	Tv 5g
Ai 5g	Ed 5g	Cl 5g
Lc 20g	Cl 20g	Ed 5g

Where by Tv = *Tephrosia vogelii*, Cl = *Cupressus lusitanica*, Ed = *Eucalpytus dalrympleana*, Lc = *Lantana camara*, Ai = *Azadirachta indica*, Neg = Negative control (maize leaf powder) and Post = Positive control (Bakiller dust).

Appendix 4: Repellency test layer out (CRD)

Neg 5g	Tv 5g	Lc 10g
Cl 5g	Ed 10g	Cl 5g
Tv 5g	Lc 5g	Tv 5g
Ai 10g	Tv 10g	Neg 5g
Ed 10g	Cl 5g	Tv 10g
Ai 5g	Lc 10g	Ed 10g
Lc 10g	Ed 5g	Ai 5g
Tv 20g	Cl 20g	Lc 20g
Cl 20g	Ai 5g	Cl 20g
Ai 20g	Tv 20g	Ai 10g
Ed 5g	Ai 10g	Lc 5g
Lc 5g	Ed 20g	Cl 10g
Tv 10g	Lc 20g	Tv 20g
Ed 20g	Neg 5g	Ed 20g
Lc 20g	Cl 10g	Ai 20g
Cl 10g	Ai 20g	Ed 5g

Where by Tv = *Tephrosia vogelii*, Cl = *Cupressus lusitanica*, Ed = *Eucalyptus dalrympleana*, Lc = *Lantana camara*, Ai = *Azadirachta indica* and Neg = Negative control (maize leaf powder).

Output 1: Paper Presentation



Review Paper

Termite diversity, damage on crop and human settlements and their potential sustainable management strategies in Africa

James S.^{1,2*}, Ndakidemi P.A.¹ and Mbega E.R.¹

¹Department of Sustainable Agriculture, Biodiversity and Ecosystems Management, Nelson Mandela African Institution of Science and Technology, P.O. Box 447, Arusha, Tanzania

²African Development Bank Capacity Building Project, Nelson Mandela African Institution of Science and Technology, Arusha, Tanzania
james@nm-aist.ac.tz

Available online at: www.isca.in

Received 22nd September 2018, revised 28th December 2018, accepted 5th January 2019

Abstract

Termites are problematic insects due to their threat in agricultural fields and human settlements. They cause a significant loss to food and cash crops, wooden components in buildings and trees of economic importance, especially in warm environments of subtropical and tropical regions. For a long time, termite attack has been controlled using different chemical methods, though they cause human health and environmental problems. This review has been focused on termite diversity, damage caused by termites in crop plants and other infrastructures as well as three eco-friendly alternative methods such as insecticidal plants, biological method and cultural control. Methods discussed under cultural approach include animal by-products, dead animals, meat and sugarcane husks, wood ashes and intercropping system. For biological method the focus is on nematode, bacterial and fungal application while the insecticidal plants highlighted on the potential of *Cupressus lusitanica*, *Tephrosia vogelii*, *Eucalyptus dalrympleana*, *Lantana camara* and *Azadirachta indica* in the control of termites.

Keywords: Biological method, insecticidal plants, insect pests, termites.

Introduction

Termites are insects which usually possess a stable and an organized colony in warm terrestrial environments¹. They contribute significantly to the ecosystems of the world through decomposing wooden components². Termite activities in the soil lead to excellent aeration and improvement of soil nutrients by adding Nitrogen (N) and Carbon (C) through Nitrogen (N) fixation and Carbon (C) mineralization respectively^{1,2}. They are known primarily for their damage to woody plant parts and constrain crop production³. In addition, they attack wooden structures of buildings and inhibit production of trees of economic importance to mostly African communities' farms, global tropical and subtropical areas^{4,5}. The most known problematic termites species are *Heterotermes*, *Pseudotermes* and *Coptotermes* (family Rhinotermitidae), *Hodotermes* and *Anacanthotermes* (family Hodotermitidae), *Neotermes* sp. (family Kalotermitidae) as well as *Syntermes*, *Procornitermes*, *Odontotermes*, *Microtermes*, *Microcerotermes*, *Macrotermes*, *Cornitermes*, *Ancistrotermes* and *Amitermes* (family Termitidae)^{6,7}. Apart from causing crop damage and individual hardship to life, approximately \$ 40 billion was used to buy synthetic pesticides purposely to manage termites and repair destroyed wooden property in 2010 globally^{8,9}. African countries like Mozambique, Zambia, Uganda and Malawi had cases where maize were destroyed by termites before and after harvesting, while in Nigeria, Burkina-Faso, Niger and Mali at

most 30% of harvested groundnuts were reported to be damaged by termites in 1996^{10,11}.

In East Africa, particularly Tanzania, damage by termites to both young and mature coconuts during dry seasons were reported⁷. In light of the above, there is a need to test and evaluate the less costly and reliable termite management strategy so as to encourage households and small scale farmers to engage in crop farming. In fact, having a sustainable way of controlling termites will result in the reduction of hunger in developing countries especially African countries where the problem of hunger has been reported most of times.

African Termite diversity

Favorable condition of Africa is the major reason for high abundance of termites with more than 664 termite species diversity recorded in the continent^{12,13}. High abundance of termite animals has been documented from southern, western and eastern Africa, with few species recorded in Northern Africa^{14,15}. In this study termite diversity has been described based on their morphology. Morphology is characterized by using body color (pale, grey, brown and red-black), body size (large or small), large and small heads with mandible position as well as soft and hard cuticle¹⁶. For example, in genus *Macrotermes*, species labeled A, B, C, G and H (Figure-1) differ among themselves in color with respect to their locations.

Therefore, few images compiled in Figure-1, justify that regions of Africa have high diversity of termite species and therefore, demands more studies to identify unknown ones.



Figure-1: Diversity of some African termite species.

Figure-1: Keys

Letter	Species name	Distribution	References
A	<i>Macrotermes bellicosus</i>	Northern and Western Africa	17, 18
B	<i>Macrotermes natalensis</i>	Southern African	19
C	<i>Macrotermes sp.</i>	Eastern Africa	20
D	<i>Microtermes sp.</i>	Western, Eastern and Southern Africa	20,21
E	<i>Microcerotermes sp.</i>	Western Africa	22,23
F	<i>Psammotermes hybostoma</i>	Northern Africa	24
G	<i>Macrotermes sp.</i>	Eastern and Western Africa	20
H	<i>Macrotermes sp.</i>	Southern Africa	25
I	<i>Neotermes sp.</i>	Western Africa	26
J	<i>Coptotermes sp.</i>	Eastern and Southern Africa	15,20
K	<i>Cubitermes sp.</i>	Western, Eastern and Southern Africa	18,20,21
L	<i>Kalotermites sp.</i>	Northern Africa	15,26
M	<i>Amitermes sp.</i>	Eastern and Southern Africa	20,21
N	<i>Baucaliotermes hainesi</i>	Southern Africa	27
O	<i>Fulleritermes sp.</i>	Western Africa	23
P	<i>Heterotermes spp.</i>	Western Africa	28
Q	<i>Apicotermes sp.</i>	Southern Africa	27
R	<i>Nasutitermes sp.</i>	Western Africa	28
S	<i>Trinervitermes spp.</i>	Southern and Western Africa	18,23,26
T	<i>Odontotermes sp.</i>	Southern and Western Africa	19,22
U	<i>Hodotermes mossambicus</i>	Southern and Eastern Africa	14,27

Damage caused by termites in crop plants

Susceptible crop plants to termite pests in Africa include groundnuts, sweet potato, rice, millet, maize, cassava, soybeans, yam and sorghum^{2,10,11}. The damage to crop plants caused by termite pests in many African countries is not quantified. For example, in Kenya, Namibia and South Africa, where termites were reported among the key maize damaging insects which cause reduction in yield, though no exactly figures of crop loss were reported²⁹⁻³¹. Although it is difficult to find reliable information of crop losses in figures (percent), but still there are few scientific findings showing crop yield loss in percentage as presented in Table-1.

Table-1: Some African countries with crops affected by termite damage in figures.

Crop name	Country	% Crop yield loss	References
Groundnuts	Mali, Burkina-Faso, Niger and Nigeria	10-30	6
Groundnuts	Zambia	>90	4
Maize	Uganda and Nigeria	>50	32
Maize	Zambia and Malawi	20-30	11
Rice	Nigeria	50-100	33
Cassava	Nigeria	40.0	34
Maize, sugarcane, rice, millet, cassava, groundnuts and sorghum	Uganda	50-100	35,36
Groundnuts, cowpeas, sweet potato, rice, millet, maize, cassava, soybeans, yam, garden eggs and sorghum	Ghana	<100	5
Coconut seedlings	Tanzania	20-100	7
Maize	Ethiopia	45-50	37
Sorghum	Ethiopia	25	37

Damage caused by termites in other infrastructures

In tropical and subtropical countries, the destruction of buildings due to the termites have been reported as a major challenge due to the diversity of termites favored with good conditions in these geographical areas.

For instance, Africa herself has over 664 distinct termite species^{12,13,39}. Generally, in Africa scientific evidence on annual losses caused by termite damage in buildings are almost not available. But still, termites continue to destroy buildings which cost the owners for repairing and maintaining their buildings. In Southern Africa, especially in Zambia there is a wide infestation and termite damage in buildings³⁸.

This is in agreement with assertions by the reports of other scholars. For example, a research report has showed that 10 % of the budget from Building Research Institute is used for repairing damaged wooden components in buildings and buying synthetic chemicals to control termites in Western Africa³⁴. Apart from damaging wooden structures in buildings, also termites attack live trees of economic importance. Vividly, it is indicated that Ugandan small scale farmers suffer from termite attack in their *Gravilea robusta*'s farms and the affected trees die before reaching maturity, leading to low timber production⁴.

Considering the economic losses done by termites in crops, trees and wooden components in buildings, there is a need to carry out further studies to investigate the appropriate management strategies which can reduce termite activities to manageable levels and avoid possible damage in farmlands and buildings.

Termite control methods

Four methods namely i. chemical control ii. cultural control iii. biological control and iv. use of insecticidal plants are known as possible methods for termite management in buildings, wooden structures, crops and trees of economic importance.

Chemical method: Synthetic pesticides are artificial made compounds which have long half-life in the environment¹⁰. They are effective for protection of termites though they cause serious human health and environmental problems⁴⁰⁻⁴². For instance, when methyl bromide is sprayed, it penetrates quickly inside the wooden structures and kills either dry wood termites or arboreal species⁹. Although methyl bromide control termites successfully, it is believed to cause atmospheric ozone layer depletion^{6,43}. The ozone layer depletion turns into skin cancers which stands as a human health problem⁴⁴. Other industrial chemicals that have been used for controlling termites in stored wood, wooden components in buildings and crops are chlorpyrifos, fipronil, bifenthrin, imidacloprid, endosulfan, lindane, aldrin, coldrane, dieldrin, endrin and heptachlor^{43,45-47}. Chemical residues of these compounds are usually carried away from their sources by air and water to aquatic and terrestrial systems. For example, decrease by 80 % in fishes has been reported in different farming seasons of paddy cropping in Malaysia⁴⁸. Synthetic pesticides have caused insect population reduction in United States of America⁴⁹ and bird populations in India⁵⁰. Furthermore, synthetic pesticides have been reported to have negative effects to human health such as cancer⁵¹. In addition, synthetic pesticides have ability to cross cell membrane into the cells and result into cancer cells⁵².

Also they cause hardness in breathing, skin pill off, vomiting, stomach ache and disrupt hormonal balance system in humans and wildlife^{53,54}. Although one may apply synthetic chemicals on farms and protect crops from insect pests and diseases but on the other hand they affect and kill massive non-targeted organisms / biodiversity (Figure-7).

Considering the effects synthetic pesticides on human, environment and non-target insects, there is a need to develop new approaches to control termites in sustainable and eco-friendly ways. Therefore, this study suggests to use cultural control, biological method and insecticidal plants to control termites since these methods they have no negative effects to non-targeted organisms, environment and human health as well.

Cultural control: Cultural control refers to indigenous knowledge. Indigenous knowledge is the knowledge and skills that is not obtained from research findings and is normally practiced locally in rural areas⁵⁵. Indigenous knowledge is much common and it has been used for a long time in developing countries before an invention of synthetic pesticides^{55,56}. Many African countries practice different local methods in trying to reduce termite incidence. For example, in Uganda, Kenya, Zambia, Malawi, Mozambique and Nigeria small scale farmers use cow's urine, fresh cow dung, goat dung, dead animals, meat, fish viscera and sugarcane husks to reduce termite destruction on wooden properties and agricultural crops such as maize^{53,55,57,58}. Moreover, wood ashes are commonly used to control termites on crop fields and buildings in Kenya, Uganda and Zambia^{51,56,59}. In Tanzania, farmers use wood ashes to suppress insect pests in stored cereals, groundnuts and common beans⁶⁰.

Intercropping system strategy is highly appreciated in Uganda. For example, in this country, farmers experienced low termite damage on maize in maize - soybean intercrop system¹⁰. This is similar with the results obtained in Zambia thereby it showed a reduced termite attack to maize crop in intercropped maize with legumes⁶¹. To farmers, cultural control strategy is less effective because usually crops are not free from insect pests and diseases, but it is of beneficial practice to non-targeted organisms / biodiversity (Figure-7). Therefore, it is important to put into consideration these indigenous practices because there are information gaps which call for further scientific researches to justify the mechanism behind of these methods in protecting agricultural crops, trees of economic values and wooden materials in buildings from insect pests and termites.

Biological method: Biological method of insects is defined as natural enemies manipulations (i.e. pathogens, predators and parasitoids) for maintaining, reducing or eliminating insect pest populations from areas of interest, for example in cropping farms^{62,63}. Majority of scientists and researchers prefer this strategy because it is environmental - friendly method and affects only target species^{6,64}. Bacteria, viruses, nematodes, protozoa and fungi are potential biological agents for integrated

pest management (IPM)^{65,66}. Every agent mentioned here is very important and can be applied as alternative method to synthetic pesticides. Therefore, the introduction of bacteria or fungi in bio-control have to be put into consideration for controlling insect pests in eco-friendly way resulting to the maintenance of biodiversity and good crops (Figure-7).

In this review our focus has been only on three biological control agents namely; fungi, nematodes and bacteria.

Fungal application: Fungal agents are entomopathogens which can be produced massively and have ability to affect the target species through contact⁶⁵. The *Paecilomyces* sp., *Beauveria bassiana*, *Isaria fumosorosea* and *Metarhizium anisopliae* are potential candidates of fungi species in the management of termites^{67,68}. A fungus *Isaria fumosorosea* has caused a significant mortality of termites, *Coptotermes formosanus* in the laboratory⁶⁷. *Metarhizium anisopliae* has shown a remarkable degree of mortality on subterranean termites, *Globitermes sulphureus* compared with *Beauveria bassiana* and *Paecilomyces* sp. in Malaysian laboratory⁶⁸. This corresponds to the research data which revealed that high efficacious mortality of tea termites, *Microtermes obesi* *in vitro* was induced by *Metarhizium anisopliae* while *Beauveria bassiana* demonstrated better results in field condition, India⁶⁹. This could be attributed by the highest repellency of *Metarhizium anisopliae* compared with *Beauveria bassiana* strains. For example, documented information has proven that the virulent strains of *Metarhizium anisopliae* possess repellent properties which trigger alarm, isolation and defensive reactions among untreated termites^{70,71}. Based on this background information, more research designs about strain selections of fungi to control termites under field conditions are recommended.

Nematode application: Families Steinernematidae, Heterorhabditidae, Allantonematidae and Mermithidae belong to nematodes⁶⁴. Among these, Heterorhabditidae and Steinernematidae families have diverse species which are potential in the management of terrestrial insect pests^{64,72}. Species of these families have a tendency of forming a mutualistic association with bacteria called nematode-bacteria complex, thereby the association is useful in infecting host insects^{73,74}. At infective juvenile stage, nematodes become active and free living that are able to search for host insects. Wherever they get host insects, they use open space like mouth and anus to penetrate into haemocoel of host insects and release their mutualistic bacteria^{75,76}. Usually, the released bacteria produce lethal toxins which cause fatal septicemia and death to host insect. The host cadaver is used to serve as source of food in reproducing another infective juvenile generation of nematodes⁷⁷.

Few studies have been conducted to study the potentiality of nematodes on termite control. For example, high mortality has been found to termites, *Reticulitermes flavipes* exposed to parasitic nematodes⁷⁸.

A study conducted in Benin using parasitic nematodes such as *Heterorhabditis sonorensis* and *Heterorhabditis indicashowed* a significant mortality to subterranean termite, *Macrotermes bellicosus* laboratory⁷². This is in line with the laboratory report which justified that nematodes; *Steinernema feltiae* (Filipjev-UK76), *Heterorhabditis bacteriophora* (Poinar - HP88), *Steinernema carpocapsae* (Weiser-Mexican 33) and *Steinernema riobrave* (Cabanillas, Poinar, and Raulston - 355) are able to cause severe mortality in termites of *Reticulitermes flavipes* (Kollar), *Gnathamitermes perplexus* (Banks) and *Heterotermes aureus* (Synder)⁷⁹.

Apart from laboratory trials, also experiments under field conditions have been done. A study under field conditions concluded that nematodes, *Steinernema carpocapsae* alone can control termites, *Reticulitermes tibialis*⁸⁰. This is related to study designed to use nematodes in eliminating termites of *Odontotermes obesus* from millet and wheat crops⁸¹. Again it remains a challenge to researchers because high rates of reports are laboratory based and very few successes from field trials. Further studies are required so as to identify the limitations that hinder entomopathogenic nematodes in controlling or eliminating termites under the field conditions.

Bacterial application: Some rhizobacteria are good sources of Hydrogen cyanide for example, *Pseudomonas aeruginosa*. The Hydrogen cyanide is the chemical compounds which is effective in the management of undesirable soil microorganisms^{82,83}. For example, Hydrogen cyanide from *Pseudomonas aeruginosa* has served as agent control towards nematodes in the fields^{82,83}. All hydrogen cyanide - producing rhizobacterial species can be very useful to termite control by applying them directly to the termite mounds, thereby localizing cyanide production and also to minimize menace effects on other soil living animals. Bacteria which produce harmful metabolites may play part in biological control of termites. For instance, three different hydrogen cyanide - producing rhizobacterial species, *Aeromonas caviae*, *Alcaligenes latus* and *Rhizobium radiobacter* have been tested under *in vitro* conditions and demonstrated positive results to kill termites of *Odontotermes obesus*^{1,84}. Although, less information is available on negative effects of Hydrogen cyanide released from rhizobacterial species, therefore, this review proposes numerous studies to investigate the negative effects of Hydrogen cyanide (HCN) to other living soil fauna compared with conventional insecticides.

Use of insecticidal plants: Insecticidal plant compounds occur naturally, degrade easily when exposed to the sunlight and therefore have short half-life of persistence to the environment⁸⁵. Generally, plant pesticides are known to control insect pests in eco-friendly way because they do not have negative effects on non-targeted insects, human health, environment and crops (Figure-7). Studies show that compounds derived from plants usually degrade into harmless substances ranging from few seconds, hours and even a day^{84,86}.

On the other side, synthetic pesticides are known to have negative effects on beneficial insects, human health, environment and insect pests do resist to them which lead to their failure in controlling insect pests⁸⁹. Due to undesirable effects of synthetic pesticides, much attentions have been taken in developing alternative methods such as use of insecticidal plants so that to minimize health and environmental problems⁸⁹.

In Africa and other developing countries, different insecticidal plants have been reported to be effective in controlling insect pests both in field crop and stored products in different crops^{85,87}. For instance, candidate pesticidal plants that are applied by Ugandan farmers in the control of insect pests on basin of the Lake Victoria are *Phytolacca dodecandra*, *Cofea species*, *Carica papaya*, *Cupressus* spp., *Tagetes* spp., *Nicotiana tabacum*, *Capsicum frutescens*, *Tithonia diversifolia*, *Lantana camara*, *Musa* spp., *Aloe* spp., *Tephrosia vogelii*, *Eucalyptus* spp., *Moringa oleifera*, *Azadirachta indica* and *Vernonia amygdalina*⁸⁷. In Tanzania, farmers have been applying a mixture of powdered rice husks and neem parts, mixture of soap solvents and neem components, neem parts mixed with cow's urine, combination of red pepper, tobacco and neem components⁸⁹. Several scholars support the use of insecticidal plants with some modified application techniques. For instance, appreciated positive results have been obtained in the test involving fresh ground leaves, mixed and soaked overnight⁸⁸. A boiled combination of detergent soap and parts of pesticidal plants has demonstrated positive results in the control of insect pests⁸⁹. Another technique involving soaking of the sun dried plant materials into organic solvents (acetone) has shown some promising results in protecting leaves of crop plants from rust problem in both field and greenhouse conditions⁹⁰. All mentioned techniques show efficacious results in controlling some pest insects. This calls for diverse research approaches to assess the effective application method. For example, what will happen when plant parts are boiled or soaked in soap solution and organic solvents with the aim of wider scale application on the termite and insect pest control.

Potential of *Cupressus lusitanica*, *Tephrosia vogelii*, *Eucalyptus dalrympleana*, *Lantana camara* and *Azadirachta indica* in controlling termites: Five plant species including *Cupressus lusitanica*, *Tephrosia vogelii*, *Eucalyptus dalrympleana*, *Lantana camara* and *Azadirachta indica* are selected as potential candidates in controlling termites. The selection of these botanicals has been done due to their efficacious results demonstrated in management of insect pests and termites on field crops, stored food cereal and legume grains as well as wooden properties^{11,91}. In developing countries especially in the villages, these botanicals are used to control insect pests and termites in agricultural crops, stored grains and wooden properties⁸⁷. Therefore, it is of paramount important to conduct researches that serve for rising awareness of people especially farmers and households on how to use the locally available pesticidal plants in the control of insect pests.

Cupressus lusitanica: *Cupressus lusitanica* (mexican cypress) belongs to the family cupressaceae and possesses aromatic compounds and essential oils such as β -cedrene, bornyl acetate, α -cedrene, epimanol, cedrol and agathadiol as depicted in (Figure-2)^{92,93}. Essential oils possess antimicrobial, antifungal and insecticidal properties^{94,95}. Growth inhibition has been observed to *Aspergillus niger* and *Bacillus cereus* after exposing to volatile essential oils⁹⁶. Other studies, found that essential oils have a fumigant and repellency effects against insect pests in stored food grains^{93,97}. In addition, leaf extracts and leaf powders are used to protect crops from termites^{98,99}. This body of knowledge might be useful for insect pests and termite pests control in field crops, buildings, wooden structures and trees of economic importance. Therefore, many more studies are required to identify the active compounds from *Cupressus lusitanica* and test their efficacy to insect pests including problematic termites.

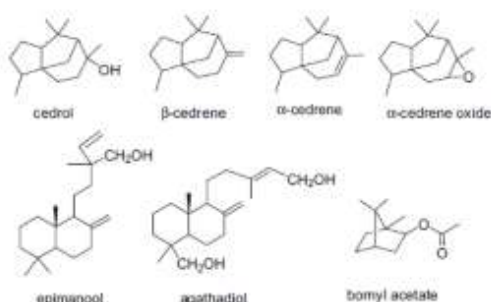


Figure-2: Some terpenic compounds in *Cupressus lusitanica*⁹².

Eucalyptus dalrympleana: There are many varieties of eucalyptus species which belong to the family myrtaceae^{100,109}. *Eucalyptus dalrympleana* and other *Eucalyptus* spp. have strong essential oils including, aromadendrene, limonene, α -pinene, 1,8-cineole, p-cymene, α -terpineol, citronellyl acetate, eucamalol, linalool, γ -terpinene and citronella^{100,101}. Among these components, the 1, 8-cineole has been reported as the most active monoterpene¹⁰². Many studies have reported similar results on 1, 8-cineole as shown in Figure-3. The study which used oil components of synthesized 1, 8-cineole and natural monoterpenes found a fumigant toxicity against *Musca domestica*(L.)¹⁰³. In addition to this, severe mortality of first-instar nymphs of *Rhodnius prolixus* has been observed when introduced into volatile essential oils and monoterpenes composed of 1, 8-cineole¹⁰⁴.

Moreover, the extracts of 1,8-cineole from *Eucalyptus dalrympleana* is effective for the reduction of *Haematobia irritans* (Horn fly) incidence in cattle¹⁰⁵. Other scholars have quantified that essential oils from *Eucalyptus dalrympleana* have insecticidal and repellent activity against stored food grains insect pests¹⁰¹. Similarly, essential oils of *Eucalyptus*

dalrympleana have shown antifeedant, repellency and insecticidal properties on termite workers of the *Odontotermes obesus*¹⁰⁶. Based on these findings, essential oils could be useful in the management of insect pests, flies and termites. However, essential oils are very volatile compounds which are difficult to handle them, meaning that they can escape easily when exposed to sun light¹⁰⁹. Any study to investigate essential oils stability should be done with the purpose of improving their half-life so that to minimize the frequent application.

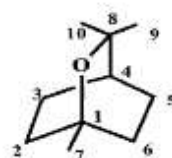


Figure-3: Chemical structure of 1,8-cineole¹⁰⁷.

Tephrosia vogelii: *Tephrosia vogelii* is a legume which belongs to the family Fabaceae^{108,109}. *Tephrosia vogelii* is the most effective insecticidal plant which is used in the management of insect pests in both field crops and stored products¹⁰⁹. It is also used to increase soil fertility through biological nitrogen fixation¹⁰⁹. The effectiveness of *Tephrosia vogelii* is due to bioactive compounds such as chemotype 2 (C2) and chemotype 1 (C1) (Figure-4)¹¹⁰. C1 has been reported to be the most effective compound in *Tephrosia vogelii* resulting to the repellency of insect pests^{24,110,111}. For these reasons, the pesticides from *Tephrosia vogelii* possess insecticidal effects. For example, the pesticides from *Tephrosia vogelii* are commonly used in remote areas of Africa for illegal fishing^{112,113}. The pesticides from *Tephrosia vogelii* are already confirmed to exhibit antifeedant, repellent and insecticidal properties towards golden flea beetle¹¹⁴.

In Malawi, Mozambique and Zambia, farmers who used extracts from crushed leaves of *Tephrosia vogelii* managed to protect field crops from termites¹¹. However, there are inadequate scientific studies to verify the potentiality of using *Tephrosia vogelii* to control problematic termites⁵. Therefore, there is an urgent need to identify other bioactive compounds of *Tephrosia vogelii* which may control termites effectively.

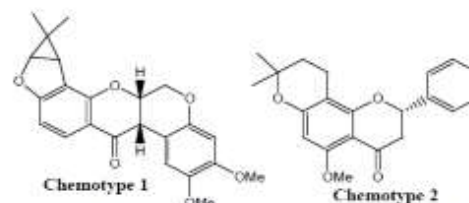


Figure-4: Chemotype 1 (C1) and Chemotype 2 (C2)¹⁰⁹.

Azadirachta indica: *Azadirachta indica* is a native plant in India¹¹⁵. It belongs to Meliaceae family with known more than 200 compounds⁷⁹. Among these compounds, Azadirachtin is the most active constituent in *A. indica* compared with salannin and nimbin (Figure-5). Azadirachtin has strong repellent, antifeedant and insecticidal effects to insects, Azadirachtin has ability to interfere chemoreceptors, block sugar and receptor cells, affect growth and moulting, affect reproduction through inhibiting oogenesis and ovi position in female and interrupt mature sperm production in male insects³⁹. Documents on *A. indica* support the botanical use of this plant. For example, a practical report has reported that the *A. indica* extracts have strong antifeedant effects against termites, *Reticulitermes speratus*¹¹⁶. Similar studies have been conducted using different species apart from termites. For instance, it has been found that *A. indica* extracts strongly inhibited growth in *Pseudaletia unipuncta* and *Trichoplusia ni*, after laboratory exposure¹¹⁷. The *A. indica* oil extracts minimized significantly the number of *Tuta absoluta* in vegetable tomatoes compared with the fields without treatments¹¹⁸. Thereafter, it is worthy to use *A. indica* extracts as alternative to control insect pests and termites which are serious menace to plants.

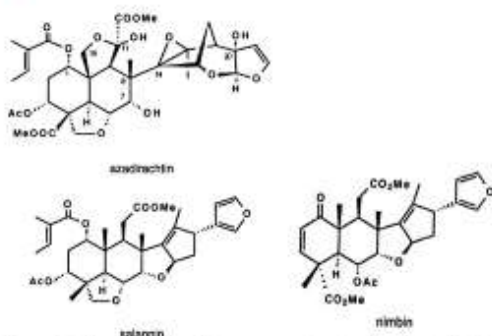


Figure-5: Some of chemical structures in *Azadirachta indica*¹¹⁹.

Lantana camara: *Lantana camara* is a native plant of South America and it belongs to Verbenaceae¹²⁰. Apart from South America, it is invasive plant to other areas¹²¹. Some scholars have recognized and presented that *Lantana camara* possesses diverse compounds including proteins, carbohydrates, lactones, furfural, flavonoids, triterpenoids, glycosides, flavonoids, and phenylethanoid glycosides^{120,122}. Among these chemical compounds, triterpenoids such as ursolic acid stearylglucoside is reported to be more active component than any other in this plant, as illustrated in (Figure-6)¹²³. The presence of ursolic acid stearylglucoside and others have enhanced many medicinal applications and few of them have been discussed here. Exposing rats or mice to *Lantana camara* affected their ability to move, caused congestion of heart and lung, nephrosis, dehydration and constipation with hepatitis as well as low reproduction performance according^{123,124}.

Lantana camara is also reported to have a fumigant effect against *Sitophilus granarius* adults in the stored grains¹²⁵. Laboratory experiments of scholars have also indicated that *Lantana camara* possesses a repellency, antifeedant, insecticidal activity to stored food grains insect pests^{126,127}. Besides, leaf extracts of *Lantana camara* have shown excellent repellent, moderate toxic and antifeedant activities on termites, *Reticulitermes flavipes* in the laboratory⁹¹. Also 5 % chloroform extracts of *Lantana camara* have exhibited excellent mortality in termite workers under laboratory conditions¹²². However, most of these reports are laboratory based, thus more field trials are needed. In addition, continuous use of *Lantana camara* would minimize invasion to other biodiversity. Also the toxic effects exhibited by *Lantana camara*, demands for further experiments so that to quantify the toxicity level on treated stored food grains before taken by consumers.

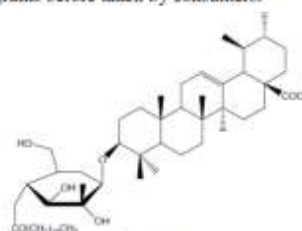


Figure-6: A chemical structure of ursolic acid stearylglucoside¹²⁸.

Conclusion

This review has demonstrated that termite infestation is high to less developed countries although synthetic insecticides are primarily applied to control termites. However, the continuous use of synthetic insecticides is highly discouraged since they cause human health and environmental problems. Therefore, it is necessary to combine or integrate two or more pest control systems which are environmentally friendly in order to minimize the negative effects caused by synthetic chemicals. In addition, more research is needed regarding the active botanical ingredients, preparation requirements, application rates and residue effects to the environment and health risks to the farmers and other users. Apart from insecticidal plants, on-farm research is required in biological and cultural control for feasible management of termites at farmer level.

Acknowledgement

The authors acknowledge the African Development Bank (ADB) for funding this study under the permission of the Nelson Mandela African Institution of Science and Technology (NM-AIST). Gratefully, we thank the Tropical Pesticides Research Institute of Arusha through Mr. Maneno Chidege for his expertise in identification of termite images. A lot of thanks to Mr. Kafula Chisanga from Zambia Agricultural Research Institute for his advice and constructive comments in enriching this work.

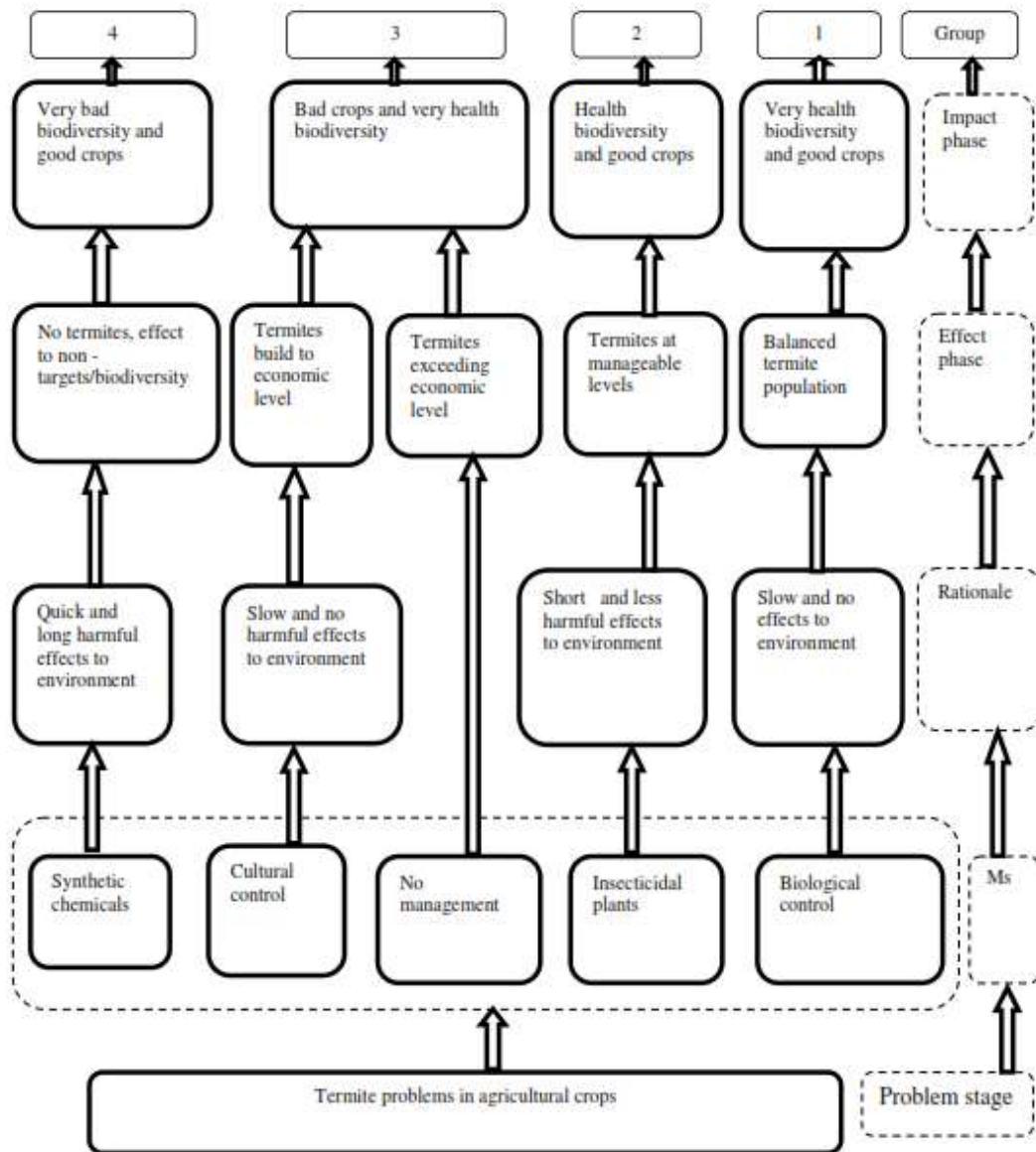


Figure-7: Termite management practice model and its effect on crop and biodiversity. In this model, four methods with regard to management have been described. In group 1, the termite management option leads to very health biodiversity and good crops; group 2, termite management option leads to health biodiversity and good crops; in group 3, termite management strategy results to bad crops and very health biodiversity while in group 4, termite control option causes very bad biodiversity and good crops.

References

1. Singha D.I.P.E.N.D.R.A., Singha B.A.B.Y. and Dutta B.K. (2010). In vitro pathogenicity of *Bacillus thuringiensis* against tea termites. *J. Biol. Control*, 24, 279-281.
2. Jasmi A.H. and Ahmad A.H. (2011). Termite incidence on an *Araucaria* plantation forest in Teluk Bahang, Penang. *Insects*, 2(4), 469-474.
3. Midega C.A.O., Mwangi A.W., Pittchar J.O. and Khan Z.R. (2016). Managing storage pests of maize: Farmers' knowledge, perceptions and practices in Western Kenya. *Crop Prot.*, 90, 142-149.
4. Sileshi G.W., Nyeko P., Nkunika P.O., Sekematte B.M., Akinnifesi F.K. and Ayaji O.C. (2009). Integrating ethno-ecological and scientific knowledge of termites for sustainable termite management and human welfare in Africa. *Ecol. Sociol.*, 14(1), 48.
5. Maayiem D., Bernard B.N. and Irunuoh A.O. (2012). Indigenous knowledge of termite control: A case study of five farming communities in Gushegu District of Northern Ghana. *J. Entomol. Nematol.*, 4(6), 58-64.
6. Verma M., Sharma S. and Prasad R. (2009). Biological alternatives for termite control: a review. *International Biodeterior. Biodegrad.*, 63(8), 959-972.
7. Machar Y., Benjamin M.J., Deng C. and Tahir E. (2016). Coconut seedling (*Cocos nucifera*) losses due to termite pest species and possible control measures. *African J. Agric.*, 3(3), 148-153.
8. Rust M.K. and Su N.Y. (2012). Managing social insects of urban importance. *Annu. Rev. Entomol.*, 57(1), 355-375.
9. Umeh V.C., Waliyar F., Traore S. and Egwurube E. (1999). Soil pests of groundnut in West Africa- species diversity, damage and estimation of yield losses. *Insect Sci. Appl.*, 19(2), 131-140.
10. Sekematte B.M., Ogenga-latigo M. and Russell-smith A. (2003). Effects of maize - legume intercrops on termite damage to maize, activity of predatory ants and maize yields in Uganda. *Crop Prot.*, 22(1), 87-93.
11. Sileshi G.W., Kuntashula E., Matakala P. and Nkunika P. O. (2008). Farmers' perceptions of tree mortality, pests and pest management practices in agroforestry in Malawi, Mozambique and Zambia. *Agroforest Syst.*, 72(2), 87-101.
12. Eggleton P. (2000). Global patterns of termite diversity. *Termites: Evolution, Sociality, Symbioses and Ecology*, Kluwer, Academic publishers, Dordrecht, Netherlands, 25-51.
13. Davies A.B., Baldeck C.A. and Asner G.P. (2016). Termite mounds alter the spatial distribution of African savanna tree species. *J. Biogeogr.*, 43(2), 301-313.
14. Sileshi G.W., Arshad M.A., Konaté S. and Nkunika P.O. (2010). Termite-induced heterogeneity in African savanna vegetation: mechanisms and patterns. *Journal of vegetation science*, 21(5), 923-937.
15. Shiday B.M., Nkunika P.O.Y., Sileshi G.W., French J.R., Nyeko P. and Jain S. (2011). Potential impact of climate change on termite distribution in Africa. *Br. J. Environ. Clim. Chang.*, 1(4), 172-189.
16. Nalepa C.A. (2011). Body size and termite evolution. *Evol. Biol.*, 38(3), 243-257.
17. Popoola K.O. and Opayele A.V. (2012). Morphometrics of *Macrotermes bellicosus* (African mound termite) (Blattodea:Termitidae) and the impact of its saliva amylase on the strength of termitarium soil. *New York Sci. J.*, 5(12), 207-216.
18. Loko L.E., Orobiyi A., Agre P., Dansi A., Tamò M. and Roisin Y. (2017). Farmers' perception of termites in agriculture production and their indigenous utilization in Northwest Benin. *J. Ethnobiol. Ethnomed.*, 13(1), 64.
19. Hager F.A. and Kirchner W.H. (2013). Vibrational long-distance communication in the termites *Macrotermes natalensis* and *Odontotermes* sp. *J. Exp. Biol.*, 216(17), 3249-3256.
20. Cowie R.H., Woo T.G., Barnett E.A., Sands W.A. and Black H.I. (1990). A checklist of the termites of Ethiopia with a review of their biology, distribution and pest status. *Afr. J. Ecol.*, 28(1), 21-33.
21. Zeidler J., Hanrahan S. and Scholes M. (2004). Determining termite diversity in arid Namibian rangelands - a comparison of sampling methods. *African Zool.*, 39(2), 285-292.
22. Attignon S.E., Lachat T., Sinsin B., Nagel P. and Peveling R. (2005). Termite assemblages in a West-African semi-deciduous forest and teak plantations. *Agriculture, Ecosyst. Environ.*, 110, 318-326.
23. Sane H., Samb T., Ndiaye A.B. and Tidiane Ba C. (2016). Etude de la diversité des termites (Isoptera) dans quelques localités de la région de Kolda (Haute Casamance, Senegal). *Eur. Sci. J.*, 12(33).
24. Krasulová J., Hanus R., Kutalová K., Šobotník J., Šillam-Dussès D., Tichý M. and Valterová I. (2012). Chemistry and anatomy of the frontal gland in soldiers of the sand termite *Psummotermes hybostoma*. *J. Chem. Ecol.*, 38(5), 557-565.
25. Turner S., Marais E., Vinte M., Mudengi A. and Park W. (2006). Termites, water and soils. *Agric.*, 16, 40-45.
26. Kambhampati S. and Eggleton P. (2000). Phylogeny and Taxonomy. *Termites: Evolution, Sociality Symbioses and Ecology*, Kluwer, Academic Publishers, Dordrecht, Netherlands. 1-24.
27. Geerts S., van der Linden J. and van der Linden E. (2016). The ecology and foraging behaviour of the harvester termite, *Baicaliitermes hainesi* in semi-arid grasslands in

- the northwestern interior of South Africa. *Insec. Soc.*, 63(3), 457-465.
28. Jmhasly P. and Leuthold R.H. (1999). Intraspecific colony recognition in the termites *Macrotermes subhyalinus* and *Macrotermes bellicosus* (Isoptera, Termitidae). *Insec. Soc.*, 46(2), 164-170.
29. Maniania N.K., Ekese S. and Songa J.M. (2001). Managing termites in maize with the entomopathogenic fungus *metarhizium*. *Insec. Sci. Appl.*, 22(1), 41-46.
30. Rieker H.F. and Van Den Berg J. (2003). Evaluation of chemical control measures for termites in maize. *South African J. Plant Soil.*, 20(1), 1-5.
31. Paul B.K., Vanlauwe B., Hoogmoed M., Hurisso T.T., Ndabamenye T., Terano Y. and Pulleman M.M. (2015). Exclusion of soil macrofauna did not affect soil quality but increased crop yields in a sub-humid tropical maize-based system. *Agric. Ecosyst. Environ.*, 208, 75-85.
32. Orikiriza B., Nyeko P. and Sekamatte B.M. (2012). Farmers' knowledge, perceptions and control of pestiferous termites in Nakasongola district, Uganda. *Uganda J. Agric. Sci.*, 13(1), 71-83.
33. Nwile F.E., Agunbiade T.A., Togola M.A., Youm O., Ajayi O., Oikch S.O. and Falola O.O. (2008). Efficacy of traditional practices and botanicals for the control of termites on rice at Ikenne, southwest Nigeria. *Int. J. Trop. Insect Sci.*, 28(1), 37-44.
34. Ibrahim B.U. and Adebote D.A. (2012). Appraisal of the economic activities of termites: A review. *Bayero Int. J. Pure App. Biosci.*, 5(1), 84-89.
35. Sekamatte B.M. (2001). Options for integrated management of termites (Isoptera: Termitidae) in smallholder maize-based cropping systems in Uganda. PhD Thesis. Makerere University, Kampala, Uganda, 1-289.
36. Nyeko P. and Olubayo F. (2005). Participatory assessment of farmers' experiences of termite problems in agroforestry in Todor district, Uganda. *Agric. Res. Ext. Netw.*, 143, 1-15.
37. Addisu S., Mohamed D. and Woktola S. (2013). Efficacy of botanical extracts against termites *Macrotermes* spp., under laboratory conditions. *Int. J. Agric. Res.*, 9, 60-73.
38. Ghuly A. and Edwards S. (2011). Termite damage to buildings: nature of attacks and preventive construction methods. *Am. J. Eng. Appl. Sci.*, 4(2), 187-200.
39. Chaudhary S., Kanwar R.K., Sehgal A. and Cahill D.M. (2017). Progress on *Azadirachta indicabased* biopesticides in replacing synthetic toxic pesticides. *J. Front. plant Sci.*, 8(610), 1-13.
40. Kamble S.T., Ogg C.L., Gold R.E. and Vance A.D. (1992). Exposure of applicators and residents to Chlordane and Heptachlor when used for subterranean termite control. *Arch. Biol. Sci.*, 22, 253-259.
41. Forschler B.T. and Townsend A.L. (1996). Mortality of eastern subterranean termites (Isoptera: Rhinotermitidae) exposed to four soils treated with termiticides. *J. Econ. Entomol.*, 89(3), 678-681.
42. Mulrooney J.E., Davis M.K. and Wagner T.L. (2006). Persistence and efficacy of termiticides used in preconstruction treatments to soil in Mississippi. *J. Econ. Entomol.*, 99(2), 469-475.
43. Himmi S.K., Tarmadi D., Ismayati M. and Yusuf S. (2013). Bioefficacy performance of neem-based formulation on wood protection and soil barrier against subterranean termite, *Coptotermes gestroi* Wasmann (Isoptera: Rhinotermitidae). *Procedia Environ. Sci.*, 17, 135-141.
44. Slaper H., Velders G.J., Daniel J.S., de Grijl F.R. and van der Leun J.C. (1996). Estimates of ozone depletion and skin cancer incidence to examine the Vienna Convention achievements. *Lett. to Nat.*, 384, 256-258.
45. Su N-Y., Ban P.M. and Scheffrahn R. (1999). Longevity and efficacy of pyrethroid and organophosphate termiticides in field degradation studies using miniature slabs. *J. Econ. Entomol.*, 92(4), 890-898.
46. Parman V. and Vargo E.L. (2010). Colony-level effects of imidacloprid in subterranean termites (Isoptera: Rhinotermitidae). *J. Econ. Entomol.*, 103(3), 791-798.
47. Rakshiya Y.S., Verma M.K. and Sindhu S.S. (2016). Efficacy of antagonistic soil bacteria in management of subterranean termites (Isoptera). *Res. Environ. Life Sci.*, 9(8), 949-955.
48. Watson S. (2014). Assessing the impacts of unrestricted pesticide use in small-scale agriculture on water quality and associated human health and ecological implications in an indigenous village in rural Panam [acute]. Master's thesis, University of South Florida.
49. Johnson R.M., Ellis M.J., Mullin C.A. and Frazier M. (2010). Review article pesticides and honey bee toxicity - USA. *Apidol.*, 41(3), 312-331.
50. Mitra A., Chatterjee C. and Mandal F.B. (2011). Synthetic chemical pesticides and their effects on birds. *Res. J. Environ. Toxicol.*, 5(2), 81-96.
51. Weichenthal S., Moase C. and Chan P. (2010). A review of pesticide exposure and cancer incidence in the agricultural health study cohort. *Environ. Health Perspect.*, 118(8), 1117-1125.
52. Saxena P. (2014). Comparative prediction of binding site of organophosphorus, carbamate and synthetic pyrethroid pesticides on human cyclin-dependent protein kinases. *J. Entomol. Zool. Stud.*, 2(2), 106-110.
53. Mnif W., Hassine A., Bouaziz A., Bartegi A., Thomas O. and Roig B. (2011). Effect of endocrine disruptor pesticides: A review. *Int. J. Environ. Res. Public Health.*, 8(6), 2265-2303.

54. Mkindi A.G., Mtei K.M., Njau K.N. and Ndakidemi P.A. (2015). The potential of using indigenous pesticidal plants for insect pest control to small scale farmers in Africa. *Am. J. Plant Sci.*, 6(19), 3164-3174.
55. Lodhi S. and Mikulecky P. (2010). Management of indigenous knowledge for developing countries. *International Conference on Communication and Management in Technological Innovation and Academic Globalization.*, 94-98. ISBN: 978-960-474-254-7.
56. Sukula S.K. (2006). Developing indigenous knowledge databases in India. *Electron. Libr.*, 24(1), 83-93.
57. Logan J., Cowie R. and Wood T. (1990). Termite (Isoptera) control in agriculture and forestry by non-chemical methods: A review. *Bullet. Entomol. Res.*, 80(3), 309-330.
58. Banjo A.D., Lawal O.A., Fapojuwo O.E. and Songonuga E. A. (2003). Farmers' knowledge and perception of horticultural insect pest problems in southwestern Nigeria. *African J. Biotechnol.*, 2(11), 434-437.
59. Malaret L. and Ngoru F. (1989). Ethno-ecology: a tool for community based pest management farmer knowledge of termites in Machakos district, Kenya. *Sociobiol.*, 15(2), 197-211.
60. Mihale M.J., Deng A.L., Selemani H.O., Mugisha-Kamatenesi M., Kidukuli A.W. and Ogendo J.O. (2009). Use of indigenous knowledge in the management of field and storage pests around Lake Victoria basin in Tanzania. *African J. Environ. Sci. Technol.*, 3(9), 251-259.
61. Sileshi G., Mafongoya P., Kwesiga F. and Nkunika P. (2005). Termite damage to maize grown in agroforestry systems, traditional fallows and monoculture on nitrogen-limited soils in Eastern Zambia. *Agric. For. Entomol.*, 7(1), 61-69.
62. Eilenberg J., Hajek A. and Lomer C. (2001). Suggestions for unifying the terminology in biological control. *BioCont.*, 46(4), 387-400.
63. Maredia K.M., Dakouo D. and Mota-Sanchez D. (2003). Integrated pest management in the global arena. CAB International, Wallingford, UK. ISBN: 0-85199-652-3.
64. Sindhu S.S., Rakshiya Y.S. and Verma M.K. (2011). Biological control of termites by antagonistic soil microorganisms. *Bio. Bios. Biocont.*, 108, 261-309.
65. Shahid A.A., Rao A.Q., Bakhsh A. and Husnain T. (2012). Entomopathogenic fungi as biological controllers: new insights into their virulence and pathogenicity. *Arch. Biol. Sci.*, 64(1), 21-42.
66. Sajap A.S., Rozihawati Z., Omar D. and Lau W.H. (2014). *Isaria fumosorosea* and *Metarhizium anisopliae* for controlling *Atteva sciodoxa* (Lepidoptera: Yponomeutidae), a pest of *Eurycoma longifolia*. *J. Trop. For. Sci.*, 26(1), 84-91.
67. Wright M.S. and Cornelius M.L. (2012). Mortality and repellent effects of microbial pathogens on *Coptotermes formosanus* (Isoptera: Rhinotermitidae). *BMC Microbiol.*, 12.
68. Azmi W.A., Sulaiman Z.A., Ishak I., Kin P.K., Lin G. L. and Addis S.N. (2016). Virulence evaluation of entomopathogenic fungi to subterranean termites, *Globitermes sulphureus* (Insecta: Isoptera). *Malays. J. Microbiol.*, 12(6), 492-497.
69. Singha D., Singha B. and Dutta B.K. (2011). Potential of *Metarhizium anisopliae* and *Beauveria bassiana* in the control of tea termite *Microtermes obesi* Holmgren in vitro and under field conditions. *J. Pest Sci.*, 84(1), 69-75.
70. Staples J. and Milner R. (2000). A laboratory evaluation of the repellency of *Metarhizium anisopliae* conidia to *Coptotermes lacteus* (Isoptera: Rhinotermitidae). *Sociobiol.*, 36(1), 133-148.
71. Myles T.G. (2002). Alarm, aggregation, and defense by *Reticulitermes flavipes* in response to a naturally occurring isolation of *Metarhizium anisopliae*. *Sociobiol.*, 40(2), 243-255.
72. Zadji L., Baimey H., Afouda L., Moens M. and Decraemer W. (2014). Effectiveness of different *Heterorhabditis* isolates from Southern Benin for biocontrol of the subterranean termite, *Macrotermes bellicosus* (Isoptera: Macrotermitinae), in laboratory trials. *Nematol.*, 16(1), 109-120.
73. Burnell A.M. and Stock S.P. (2000). *Heterorhabditis*, *Steinernema* and their bacterial symbionts - lethal pathogens of insects. *Nematol.*, 2(1), 31-42.
74. Bai C., Shapiro-ilan D.I., Gaugler R. and Hopper K.R. (2005). Stabilization of beneficial traits in *Heterorhabditis bacteriophora* through creation of inbred lines. *Biol. Contr.*, 32(2), 220-227.
75. Kaya H.K. and Gaugler R. (1993). Entomopathogenic nematodes. *Annu. Rev. Res. Biol.*, 38(1), 181-206.
76. Campbell J.F. and Lewis E.E. (2002). Entomopathogenic nematode host search strategies. Wallingford, UK, CAB International, 13-38. ISBN: 0851996159.
77. Poinar G.O. (1990). Biology and taxonomy of Steinernematidae and Heterorhabditidae. Boca Raton, FL, USA, CRC Press, 23-62.
78. Trudeau D. (1989). Selection of entomophilic nematodes for control of the eastern subterranean termite, *Reticulitermes flavipes* (Kollar) (Isoptera: Rhinotermitidae). Master's Thesis, University of Toronto, Ontario, Canada, 1-93.
79. Yu H., Gouge D.H. and Baker P. (2006). Parasitism of subterranean termites (Isoptera: Rhinotermitidae: Termitidae) by entomopathogenic nematodes (Rhabditida: Steinernematidae; Heterorhabditidae). *J. Econ. Entomol.*, 99(4), 1112-1119.

80. Epsky N.D. and Capinera A.L. (1988). Efficacy of the entomogenous nematode, *Steinernema feltiae* against a subterranean termite, *Reticulitermes tibialis* (Isoptera: Rhinotermitidae). *J. Econ. Entomol.*, 81(5), 1313-1317.
81. Rathour K.S., Ganguly S., Anupama Das T.K., Singh P., Kumar A. and Somvanshi V.S. (2014). Biological management of subterranean termites (*Odontotermes obesus*) infesting wheat and pearl millet crops by entomopathogenic nematodes. *Indian J. Nematol.*, 44(1), 97-100.
82. Darby C., Cosma C.L., Thomas J.H. and Manoil C. (1999). Lethal paralysis of *Caenorhabditis elegans* by *Pseudomonas aeruginosa*. *Proc. Natl. Acad. Sci.*, 96(26), 15202-15207.
83. Gallagher L.A. and Manoil C. (2001). *Pseudomonas aeruginosa* PAO1 kills *Caenorhabditis elegans* by cyanide poisoning. *J. Bacteriol.*, 183(21), 6207-6214.
84. Devi K.K., Seth N., Kothamasi S. and Kothamasi D. (2007). Hydrogen Cyanide-Producing Rhizobacteria Kill Subterranean Termite *Odontotermes obesus* (Rambur) by Cyanide Poisoning Under In Vitro Conditions. *Curr. Microbiol.*, 54(1), 74-78.
85. Dubey N.K., Srivastava B. and Kumar A. (2008). Current status of plant products as botanical pesticides in storage pest management. *J. Biopestic.*, 1(2), 182-186.
86. Dubey N.K. (2011). Natural products in plant pest management. CABI publishing, UK. ISBN:978-84593-671-6.
87. Mugisha-Kamatenesi M., Deng A.L., Ogenjo J.O., Omolo E.O., Mihale M.J., Otim M. and Bett P. (2008). Indigenous knowledge of field insect pests and their management around lake Victoria basin in Uganda. *African J. Appl. Agric. Sci. Technol.*, 2(10), 342-348.
88. Amoabeng B.W., Gurr G.M., Gitau C.W. and Stevenson P. C. (2014). Cost benefit analysis of botanical insecticide use in cabbage: Implications for smallholder farmers in developing countries. *Crop Prot.*, 57, 71-76.
89. Belmain S. and Stevenson P. (2001). Ethnobotanicals in Ghana: reviving and modernising age-old farmer practice. *Pesticide outlook*, 12(6), 233-238.
90. Mekonnen M., Manhile B. and Mengesha B. (2014). Screening of botanical extracts for the control of spearmint leaf rust in greenhouse and field conditions. *World J. Agric. Sci.*, 10(2), 42-47.
91. Yuan Z. and Hu X.P. (2012). Repellent, antifeedant, and toxic activities of *Lantana camara* leaf extract against *Reticulitermes flavipes* (Isoptera: Rhinotermitidae). *J. Econ. Entomol.*, 105(6), 2115-2121.
92. Mohareb A., Sirmah P., Desharnais L., Dumarcay S., Pétrissans M. and Gérardin P. (2010). Effect of extractives on conferred and natural durability of *Cupressus lusitanica* heartwood. *Ann. For. Sci.*, 67(5), 504-504.
93. Bett P.K., Deng A.L., Ogenjo J.O., Kariuki S.T., Kamatenesi-mugisha M., Mihale J.M. and Torto B. (2016). Chemical composition of *Cupressus lusitanica* and *Eucalyptus saligna* leaf essential oils and bioactivity against major insect pests of stored food grains. *Ind. Crop. Prod.*, 82, 51-62.
94. Jeong S., Lim J.P. and Jeon H. (2007). Chemical composition and antibacterial activities of the essential oil from *Abies koreana*. *Phyther. Res.*, 21, 1246-1250.
95. Kordali S., Cakir A., Ozer H., Cakmakci R., Kesdek M. and Mete E. (2008). Antifungal, phytotoxic and insecticidal properties of essential oil isolated from Turkish *Origanum acutidens* and its three components, carvacrol, thymol and p-cymene. *Bioresource Technology*, 99(18), 8788-8795.
96. Hassanzadeh S., Tuten J., Vogler B. and Setzer W. (2010). The chemical composition and antimicrobial activity of the leaf oil of *Cupressus lusitanica* from Monteverde, Costa Rica. *Pharmacognosy Res.*, 2(1), 19-21.
97. Bett P.K., Deng A.L., Ogenjo J.O., Kamatenesi-Mughisha M. and Mihale J.M. (2013). Toxic and repellent properties of *Cupressus lusitanica* and *Eucalyptus saligna* essential oils against *Callosobruchus chinensis* and *Sitophilus zeamais*. Proceedings of the First International Conference on Pesticidal Plants. Egerton University, 121-123.
98. Kamatenesi-Mugisha M., Buyungo J.P., Ogwal P., Kasibante A., Deng A.L., Ogenjo J.O. and Mihale M.J. (2013). Oral acute toxicity study of selected botanical pesticide plants used by subsistence farmers around the Lake Victoria Basin. *African J. Sci. Technol.*, 7(3), 93-101.
99. Tsegay B.A., Weldeyes A.T. and Cardelús C.L. (2018). Traditional use of botanicals in reducing post harvest loss at crop stacking stage in Ethiopia: A case of Furta district. 17, 534-541.
100. Ebadollahi A. (2013). Essential oils isolated from myrtaceae family as natural insecticides. *Annu. Rev. Res. Biol.*, 3(3), 148-175.
101. Batish D.R., Singh H.P., Kohli R.K. and Kaur S. (2008). Forest ecology and management eucalyptus essential oil as a natural pesticide. *For. Ecol. Manage.*, 256(12), 2166-2174.
102. Toloza A.C., Zygodlo J., Mougabure Cueto G., Biurrun F., Zerba E. and Picollo M.I. (2006). Fumigant and repellent properties of essential oils and component compounds against permethrin-resistant *Pediculus humanus capitis* (Anoplura: Pediculidae) from Argentina. *J. Med. Entomol.*, 43(5), 889-895.
103. Tarelli G., Zerba E.N. and Alzogaray R.A. (2009). Toxicity to vapor exposure and topical application of essential oils and monoterpenes on *Musca domestica* (Diptera: Muscidae). *J. Econ. Entomol.*, 102(3), 1383-1388.
104. Sfara V., Zerba E.N. and Alzogaray R.A. (2009). Fumigant insecticidal activity and repellent effect of five essential oils

- and seven monoterpenes on first-instar nymphs of *Rhodnius prolixus*. *J. Med. Entomol.*, 46(3), 511-515.
105. Juan L.W., Lucia A., Zerba E.N., Harrand L., Marco M. and Masuh H. (2011). Chemical composition and fumigant toxicity of the essential oils from 16 species of eucalyptus against *Haematobia irritans* (Diptera: Muscidae) adults. *J. Econ. Entomol.*, 104(3), 1087-1092.
106. van Andel T.R., Croft S., van Loon E.E., Quiroz D., Towns A.M. and Raes N. (2015). Prioritizing West African medicinal plants for conservation and sustainable extraction studies based on market surveys and species distribution models. *Biol. Conserv.*, 181, 173-181.
107. Southwell I.A., Russell M.F., Maddox C.D.A. and Wheeler G.S. (2003). Differential metabolism of 1,8-cineole in insects. *J. Chem. Ecol.*, 29(1), 83-94.
108. Ibrahim B., Mounzeo H. and Bourobou H.P. (2000). Effect of *Tephrosia vogelii* and *Justicia extensa* on *Tilapia nilotica* in vivo. *J. Ethnopharmacol.*, 69(2), 99-104.
109. Stevenson P.C., Kite G.C., Lewis G.P., Forest F., Nyirenda S.P., Belmain S.R. and Veitch N.C. (2012). Distinct chemotypes of *Tephrosia vogelii* and implications for their use in pest control and soil enrichment. *Phytochem.*, 78, 135-146.
110. Belmain S.R., Amoah B.A., Nyirenda S.P., Kamanula J.F. and Stevenson P.C. (2012). Highly variable insect control efficacy of *Tephrosia vogelii* chemotypes. *J. Agric. Food Chem.*, 60(40), 10055-10063.
111. Kalume M.K., Losson B., Angenot L., Tits M., Wauters J. N. and Frédérick M. (2012). Veterinary parasitology rotenoid content and in vitro acaricidal activity of *Tephrosia vogelii* leaf extract on the tick *Rhipicephalus appendiculatus*. *Vet. Parasitol.*, 190, 204-209.
112. Neuwinger H.D. (2004). Plants used for poison fishing in tropical Africa. *Toxicon.*, 44(4), 417-430.
113. Wang R., Yang X., Song Y., Zhang M., hu L., Su Y. and Zeng R. (2011). Allelopathic potential of *Tephrosia vogelii* Hook. Laboratory and field evaluation. *Allelopath. J.*, 28(1), 53-61.
114. Igogo J.M., Ogendo J.O., Kariuki S.T. and Otaye D.O. (2011). Insecticidal, antifeedant and repellent effects of *Tephrosia vogelii* Hook. and *Lantana camara* L. aqueous crude extracts against golden flea beetle, *Aphthona whitfieldi* Bryant in *Jatropha*, *Jatropha curcas* L. *Biopestic. Int.*, 7(2), 93-103.
115. Khater H.F. (2012). Prospects of botanical biopesticides in insect pest management. *Pharmacologia*, 3(12), 641-656.
116. Ishida M., Serit M., Nakata K., Juneja L.R., Kim M. and Takahashi S. (1992). Several antifeedant from neem oil, *Azadirachta indica* against *Reticulitermes speratus* Kolbe (Isoptera: Rhinotermitidae). *Biosci. Biotechnol. Biochem.*, 56(11), 1835-1838.
117. Akhtar Y., Yeoung Y.R. and Isman M.B. (2008). Comparative bioactivity of selected extracts from Meliaceae and some commercial botanical insecticides against two noctuid caterpillars. *Trichoplusia ni* and *Pseudaletia unipuncta*. *Phytochem. Rev.*, 7, 77-88.
118. El-Samahy M.F., El-Ghobary A.M. and Khafagy I.F. (2014). Using silica nanoparticles and neem oil extract as new approaches to control *Tuta absoluta* (Meyrick) in tomato under field conditions. *Int. J. Plant Soil Sci.*, 3(10), 1355-1365.
119. Govindachari T.R., Narasimhan N.S., Suresh G., Partho P. D. and Gopalakrishnan G. (1996). Insect antifeedant and growth-regulating activities of salannin and other C-Seco limonoids from neem oil in relation to azadirachtin. *J. Chem. Ecol.*, 22(8), 1453-1461.
120. Ghisalberti E.L. (2000). *Lantana camara* L. (Verbenaceae). *Fitoterapia.*, 71, 467-486.
121. Baars J. and Naser S. (1999). Past and present initiatives on the biological control of *Lantana camara* (Verbenaceae) in South Africa. *African Entomol. Mem.*, 1, 21-33.
122. Verma R.K. and Verma S.K. (2006). Phytochemical and termiticidal study of *Lantana camara* var. *aculeata* leaves. *Fitoterapia.*, 77, 466-468.
123. Bevilacqua A.H.V., Suffredini I.B., Romoff P., Lago J.H. G. and Bernardi M.M. (2011). Research in veterinary science toxicity of apolar and polar *Lantana camara* L. crude extracts in mice. *Res. Vet. Sci.*, 90(1), 106-115.
124. Mello F.B., Jacobus D., Carvalho K. and Mello J.R.B. (2005). Effects of *Lantana camara* (Verbenaceae) on general reproductive performance and teratology in rats. *Toxicon.*, 45(4), 459-466.
125. Zoubiri S. and Baaliouamer A. (2012). GC and GC / MS analyses of the Algerian *Lantana camara* leaf essential oil: effect against *Sitophilus granarius* adults. *J. Saudi Chem. Soc.*, 16(3), 291-297.
126. Rajashekar Y., Vijay H., Ravindra K.V. and Bakthavatsalam N. (2013). Isolation and characterization of biofumigant from leaves of *Lantana camara* for control of stored grain insect pests. *Ind. Crop. Prod.*, 51, 224-228.
127. Rajashekar Y., Raghavendra A. and Bakthavatsalam N. (2014). Acetylcholinesterase inhibition by biofumigant (Coumaran) from leaves of *Lantana camara* in stored grain and household insect pests. *Biomed Res. Int.*, Article ID: 187019.
128. Kazmi I., Afzal M., Ali B., Damanbouri Z.A. and Ahmaol A. (2013). Anxiolytic potential of ursolic acid derivative-a stearoyl glucoside isolated from *Lantana camara* L. (verbenaceae). *Asian Pac. J. Trop. Med.*, 6(6), 433-437.

Output 2: Poster Presentation



Termite Species Identification and Their Sustainable Management Using Botanical Pesticides in Arusha, Tanzania



Shaban James, Patrick A. Ndadikemi and Ernest R. Mbega
School of Life Sciences and Bioengineering, Nelson Mandela African Institution of Science and Technology, P.O. Box 447 Arusha, Tanzania.

Introduction

Maize (*Zea mays*) is an important dietary staple food and source of carbohydrates in the most developing countries (Sekamatte *et al.*, 2003). The crop being of important, yet its production is constrained by diverse insect pests such as termites. Managing termites is possible with use of synthetic pesticides, however, the chemicals are hazardous to the environment and people (Weichenthal *et al.*, 2010). Thus, search for alternative eco-friendly management strategies for termites such as use of bio-pesticidal plants is urgently needed.

Objective

Specific objectives

- To identify termite species that damage maize crops and trees of economic importance in Arumeru District.
- To screen the effective selected pesticidal plants for controlling termites under laboratory conditions.
- To assess the efficiency of selected pesticidal plants in termite management under field conditions in Arumeru District.

Methodology

- ❑ A total of 1600 termite samples were collected taken to Tropical Pesticides Research Institute (Arusha). They were identified morphologically using Identification Keys.
- ❑ Leaves of *T. vogelii*, *C. lusitanica*, *E. dalrympleana*, *A. indica* and *L. camara* were collected from Kikwe ward and left to air dry in NM-AIST laboratory for 30 days. Then dried leaves were crushed into powder, labelled and packed under dark room prior to use.
- ❑ Weights of 5g, 10g and 20g of each pesticidal plant were used in treatment of 20 termites in completely randomized design (CRD) with 3 replications (laboratory).
- ❑ Weight of 20g of each pesticidal plant was used to treat each maize plant following randomized complete block design (RCBD) with four replications.
- ❑ Damaged and health maize crops were recorded.
- ❑ Maize grains were harvested and weighed in NM-AIST laboratory.

Results

The results show that 800 out of 1600 termite samples were identified as *Odontotermes* (Fig. 1a) and 750 termites were *Macrotermes* (Fig. 1b). In terms of efficacy, *T. vogelii* caused mortality of *Macrotermes* from 93-98% while *E. dalrympleana* was about 80-93% after 24hrs in laboratory.

Tephrosia vogelii protected maize crops significantly next to positive control followed by *C. lusitanica* and *E. dalrympleana* against field termites (Fig. 2). Also the maize grain yields were high in *T. vogelii* compared with others (Fig. 3).



Fig. 1. Termite species

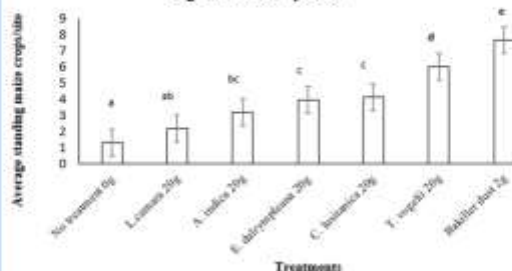


Fig. 2. Efficacy of botanicals against field termites

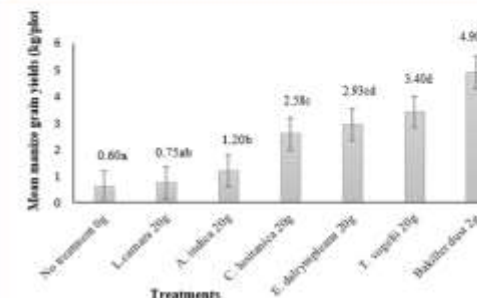


Fig. 3. Maize grain yields in different treatments

Discussion

Understanding the termite species which constrain maize production open window for an appropriate management of termites which to increased food/maize security.

Conclusion and recommendation

The study has identified two termite species of *Odontotermes* and *Macrotermes* which cause a great loss of maize. Also *T. vogelii*, *C. lusitanica* and *E. dalrympleana* have shown positive control field termites, therefore there is need to consider them for development of bio-termiticides alternative to hazardous chemicals.

References

- Sekamatte B, Ogenge-Latigo M, Russell-Smith A (2003) Effects of maize - legume intercropping on termite damage to maize, activity of predatory ants and maize yields in Uganda. *Crop Protection* 22(1): 87-93.
- Weichenthal S, Moase C, Chan P (2010) A review of pesticide exposure and cancer incidence in the agricultural health study cohort. *Environmental Health Perspectives* 118(8): 1117-25.